



CARPENTARIA SHIRE

*Outback by the Sea*

***BUSINESS PAPER***

***19 APRIL, 2023***

## **BUSINESS PAPERS**

---

<b>NOTICE OF MEETING</b>
--------------------------

**COUNCILLORS:**

Mayor Jack Bawden	Chairperson
Cr Ashley Gallagher	
Cr Bradley Hawkins	
Cr Andrew Murphy	
Cr Craig Young	
Cr Amanda Scott	
Cr Douglas Thomas	

Please find attached the Agenda for the Ordinary Council Meeting to be held in the Les Wilson Barramundi Discovery Centre, Yappar Street, Karumba commencing at 9:00am.

Mark Crawley  
**CHIEF EXECUTIVE OFFICER**

## BUSINESS PAPERS

### TABLE OF CONTENTS

ITEM	SUBJECT	PAGE NO
1	OPENING OF MEETING .....	6
2	RECORD OF ATTENDANCE.....	6
3	CONDOLENCES .....	6
4	CONFIRMATION OF MINUTES FROM PREVIOUS MEETINGS .....	6
5	BUSINESS ARISING FROM PREVIOUS MEETINGS .....	6
6	RECEPTION OF PETITIONS & DEPUTATIONS.....	6
7	MAYORAL MINUTES.....	6
8	CONFIDENTIAL BUSINESS – ADJOURNMENT INTO CLOSED SESSION .....	7
8.1	Rate Arrears - Request to Pay Rates by Arrangement .....	7
8.2	Rate Arrears - Request to Pay Rates by Arrangement .....	7
8.3	Rate Arrears - Request to Pay Rates by Arrangement .....	7
9	REPORTS FROM THE CHIEF EXECUTIVE OFFICER .....	8
9.1	CEO Report.....	8
	Attachment 9.1.1 North Queensland Community Pharmacy Scope of Practice Pilot .....	13
	Attachment 9.1.2 Gulf Savannah - Prepare for future disasters - Media Release .....	15
	Attachment 9.1.3 Gulf Savannah - The Pitch .....	17
9.2	Human Resources Report.....	23
	Attachment 9.2.1 Safeplan Progress Report to March 2023.....	25
10	REPORTS FROM DIRECTOR OF CORPORATE & COMMUNITY SERVICES .....	26
10.1	DCS Report.....	26
	Attachment 10.1.1 Local Laws Report - March 2023 .....	35
	Attachment 10.1.2 Natural Resource Management Forums .....	37
	Attachment 10.1.3 DRAFT Agistment Agreement.....	41
	Attachment 10.1.4 Permit.....	50
	Attachment 10.1.5 1080 Baiting Van Rook .....	55
10.2	Monthly Financial Report - March 2023 .....	56

## BUSINESS PAPERS

---

	Attachment 10.2.1 Monthly Financial Statements - March 2023.....	65
	Attachment 10.2.2 Cash - March 2023.....	69
	Attachment 10.2.3 Rates Report - March 2023.....	70
	Attachment 10.2.4 Cash Summary .....	73
10.3	2022/2023 Operational Plan 3rd Quarter Review (March 2023).....	74
	Attachment 10.3.1 Operational Plan 2022-2023 - Quarter 3.....	76
10.4	Fees and Charges - 2023/2024 .....	85
	Attachment 10.4.1 2023/2024 Fees and Charges .....	87
10.5	Community Development Report .....	106
	Attachment 10.5.1 March Sports centre report .....	111
	Attachment 10.5.2 Bynoe holiday program .....	113
	Attachment 10.5.3 Bynoe rodeo.....	114
	Attachment 10.5.4 K150 draft week of events.....	115
	Attachment 10.5.5 K150 back page of events.....	116
	Attachment 10.5.6 K150 estimated budget as of April 2023 .....	117
10.6	Community Donations and Support .....	120
10.7	Carpentaria Sport and Recreation Plan .....	123
	Attachment 10.7.1 2010 Sports and Recreation Plan .....	125
	Attachment 10.7.2 Sport and Recreation Plan Action Items .....	159
<b>11</b>	<b>REPORTS FROM DIRECTOR OF ENGINEERING - ROADS &amp; SERVICES .....</b>	<b>164</b>
11.1	DOE Report.....	164
11.2	NDRRA/QDRF Report .....	173
	Attachment 11.2.1 Appendix A - 2021 Expenditure Summary .....	176
	Attachment 11.2.2 Appendix B - QRA21 Completion Sketch.....	177
	Attachment 11.2.3 Appendix C - Betterment Projects.....	178
11.3	Water and Waste Monthly Report .....	179
11.4	Asset Management Report .....	184
	Attachment 11.4.1 Millboard Decking Fact Sheet .....	190
11.5	Workshop Report .....	200
11.6	Building and Planning Report.....	205
11.7	Proposed Operational Works at 132-138 Yappar Street, Karumba .....	208
	Attachment 11.7.1 Email - I/2209 - Operational Works .....	210
	Attachment 11.7.2 SARA Referral Response.....	212
	Attachment 11.7.3 SARA Response with Conditions .....	214
	Attachment 11.7.4 Approved Plans.....	221

---



## **BUSINESS PAPERS**

---

11.8	Street Numbering - 33 Col Kitching Drive, Karumba.....	223
	Attachment 11.8.1 Attachment 1 - Original Parcels before Subdivisions 25-33 Col Kitching Drive Karumba QLD 4891.....	225
	Attachment 11.8.2 Attachment 2 - Current Street Addressing 29-33 Col Kitching Drive Karumba QLD 4891.....	226
	Attachment 11.8.3 Attachment 3 - Proposed Street Numbering 25-33 Col Kitching Drive Karumba QLD 4891.....	227
	Attachment 11.8.4 Attachment 4 - Email from Mr and Mrs Grunske regarding street numbering 25-33 Col Kitching Drive, Karumba .....	228
12	<b>GENERAL BUSINESS .....</b>	<b>229</b>
13	<b>CLOSURE OF MEETING .....</b>	<b>229</b>

## **BUSINESS PAPERS**

---

- 1 OPENING OF MEETING**
- 2 RECORD OF ATTENDANCE**
- 3 CONDOLENCES**
- 4 CONFIRMATION OF MINUTES FROM PREVIOUS MEETINGS**

**RECOMMENDATION**

*That the Minutes of the Ordinary Council Meeting held 15 March 2023 be confirmed.*

- 5 BUSINESS ARISING FROM PREVIOUS MEETINGS**
- 6 RECEPTION OF PETITIONS & DEPUTATIONS**
- 7 MAYORAL MINUTES**

## BUSINESS PAPERS

---

### 8 CONFIDENTIAL BUSINESS – ADJOURNMENT INTO CLOSED SESSION

In accordance with the *Local Government Act 2009*, and the *Local Government Regulation 2012*, in the opinion of the General manager, the following business is of a kind as referred to in clause 254J(3) of the Regulation, and should be dealt with in a Confidential Session of the Council meeting closed to the press and public.

#### RECOMMENDATION

*That Council adjourn into Closed Session and members of the press and public be excluded from the meeting of the Closed Session, and access to the correspondence and reports relating to the items considered during the course of the Closed Session be withheld unless declassified by separate resolution. This action is taken in accordance with clause 254J(3) of the Local Government Regulation 2012 as the items listed come within the following provisions*

**8.1 Rate Arrears - Request to Pay Rates by Arrangement**

*This item is classified CONFIDENTIAL under the provisions of clause 254J(3)(d) of the Local Government Regulation 2012, which permits the meeting to be closed to the public for business relating to rating concessions.*

**8.2 Rate Arrears - Request to Pay Rates by Arrangement**

*This item is classified CONFIDENTIAL under the provisions of clause 254J(3)(d) of the Local Government Regulation 2012, which permits the meeting to be closed to the public for business relating to rating concessions.*

**8.3 Rate Arrears - Request to Pay Rates by Arrangement**

*This item is classified CONFIDENTIAL under the provisions of clause 254J(3)(d) of the Local Government Regulation 2012, which permits the meeting to be closed to the public for business relating to rating concessions.:*

## BUSINESS PAPERS

### 9 REPORTS FROM THE CHIEF EXECUTIVE OFFICER

#### 9.1 CEO REPORT

<b>Attachments:</b>	9.1.1. North Queensland Community Pharmacy Scope of Practice Pilot <a href="#">↓</a> 9.1.2. Gulf Savannah - Prepare for future disasters - Media Release <a href="#">↓</a> 9.1.3. Gulf Savannah - The Pitch <a href="#">↓</a>
<b>Author:</b>	Mark Crawley - Chief Executive Officer
<b>Date:</b>	12 April 2023

<b>Key Outcome:</b>	Day to day management of activities within the Office of the CEO
<b>Key Strategy:</b>	As per the Departmental Plan for the Office of the CEO

#### Executive Summary:

This report provides information and updates to Council on various activities and programs that are facilitated within the Chief Executive Officer's portfolio.

#### RECOMMENDATION:

That Council:

1. receive and note the Chief Executive Officer's report; and
2. that those matters not covered by resolution be noted.

#### MEETINGS SCHEDULE

Date	Time	Event	Location
<b>Council</b>			
<b>19 April 2023</b>	9:00am	Ordinary Meeting of Council	Karumba
<b>20 April 2023</b>	8:30am	Workshop – Councillors, CEO, Directors, and Managers	Boardroom
<b>17 May 2023</b>	9:00am	Ordinary Meeting of Council	Boardroom
<b>18 May 2023</b>	8:30am	Workshop – Councillors, CEO, Directors, and Managers	Boardroom
<b>NWQROC and LGAQ</b>			
<b>16 May 2023</b>		LGx Communications Conference	State Library Brisbane
<b>30 May – 01 June 2023</b>		Disaster Management Conference	Brisbane

## BUSINESS PAPERS

Date	Time	Event	Location
<b>12-16 June 2023</b>		ALGA National General Assembly	Canberra
<b>5-6 July 2023</b>		NWQROC Meeting	Karumba
<b>6-7 September 2023</b>		NWQROC Meeting	Burketown
<b>26-28 September 2023</b>		Western Queensland Alliance of Councils	Winton
<b>16 October 2023</b>		LGAQ Annual Conference	Gladstone
<b>6-7 December 2023</b>		NWQROC Meeting	TBC
<b>Local Government Professionals Australia</b>			
<b>30 March 2023</b>		CEO Forum	Brisbane
<b>29-31 August 2023</b>		Annual Local Government Conference	Caloundra
<b>23 November 2023</b>		CEO Forum	Brisbane

## FINANCIAL REPORT

Governance Income and Expenditure to 31 March 2023

## BUSINESS PAPERS

Row Labels	Sum of Current Budget	Sum of YTD Actual	Sum of Order Value	Sum of Total Actual
<b>Operating Expenditure</b>				
Communications	167,680	10,348	6,584	16,932
Community Recovery	15,100	36	3,021	3,058
Disaster Events	58,000	81,957	0	81,957
Disaster Preparedness	72,050	3,822	20,719	24,540
Elected Members	525,130	374,857	6,306	381,162
Emergency Response	48,750	41,656	270	41,926
Governance	1,156,391	962,329	27,282	989,612
Operational Plan	0	50,158	90,520	140,678
Regional Economic Development	4,000	3,500	0	3,500
Tourism Events	155,000	115,990	5,532	121,523
<b>Operating Expenditure Total</b>	<b>2,202,101</b>	<b>1,644,654</b>	<b>160,234</b>	<b>1,804,888</b>
<b>Operating Income</b>				
Disaster Preparedness	-7,000	-64,578	0	-64,578
Emergency Response	-17,000	-17,059	0	-17,059
Governance	0	-5,240	0	-5,240
Tourism Events	-25,000	0	0	0
<b>Operating Income Total</b>	<b>-49,000</b>	<b>-86,877</b>	<b>0</b>	<b>-86,877</b>
<b>Grand Total</b>	<b>2,153,101</b>	<b>1,557,777</b>	<b>160,234</b>	<b>1,718,011</b>

### Tourism Budget – LWBDC Centre Manager Discovery Centre and Hatchery

Row Labels	Sum of Current Budget	Sum of YTD Actual	Sum of Order Value	Sum of Total Actual
<b>Operating Expenditure</b>				
Barra Bites Café	24,502	73,594	1,795	75,389
Hatchery	376,677	196,315	3,006	199,321
Les Wilson Barramundi Discovery Centre	935,148	665,171	73,324	738,496
Visitor Information	136,790	137,361	3,697	141,058
<b>Operating Expenditure Total</b>	<b>1,473,116</b>	<b>1,072,442</b>	<b>81,822</b>	<b>1,154,264</b>
<b>Operating Income</b>				
Barra Bites Café	-20,000	-38,781	0	-38,781
Hatchery	-135,000	0	0	0
Les Wilson Barramundi Discovery Centre	-450,000	-292,498	0	-292,498
Visitor Information	-10,000	-9,965	0	-9,965
<b>Operating Income Total</b>	<b>-615,000</b>	<b>-341,244</b>	<b>0</b>	<b>-341,244</b>
<b>Grand Total</b>	<b>858,116</b>	<b>731,198</b>	<b>81,822</b>	<b>813,020</b>

## BUSINESS PAPERS

### ACTIONS OUTSTANDING FROM PREVIOUS MEETINGS

Date:	Ref:	Action	Status	Comment
October 20	012	Concessions not granted. Upgrade the signage to provide passcode to airside traffic.	Part complete	Signage yet to be arranged. Someone scratched code on gate post.
February 21	023	approve the request subject to the conditions outlined in the Subordinate Local Law No. 1.2 Commercial use of LG controlled areas and roads	Progressing	Initial letter advising of Council support for use as requested. Follow up to be provided in relation to Local Law conditions
May 21	007	Recommend the process to finalise the Water Supply Easements in negotiation with Landholders and finalise all agreements for the water supply at Glenore.	Progressing	Met with Preston Law on 10/2/2022 to progress.
August 21	GB	Pipeline Easement		Contact made with Dean Patchett to progress the inclusion of the northern section of the easement/road in our asset register
August 21	009	<del>Advisory Committee Policy and Terms of Reference for Advisory Committees adopted</del>	<del>Complete for O/CEO.</del>	<del>TOR for the Office of the CEO Completed</del>
November 22	018	Engage with the Department, the Small Business Commissioner to sign a Small Business Friendly Charter	Progressing	Advised the Department that we will be ready to sign off in August 2023
November 22	022	Council to participate in Sarus Crane Awards for 2022-2023	Progressing	Advised NRM we will participate, and nominations will be advertised soon.
February 23	013	Authorise CEO to engage Astute to compile a 5-year Business Plan for Childcare Centre	Progressing	Astute have requested from Council and this is being collated and provided
March 23	007	Authorise attendance of Mayor, Deputy Mayor and CEO to ALGA NGA in Canberra	Complete	Registrations, flights and accommodation arranged
March 23	008	TOR for Local Housing Action Plan committee endorsed. CEO to arrange EOI for community representatives	Complete	EOI arranged and placed on public notice
March 23	009	Advise correspondents of the decision in relation to fuel levy review	Complete	The correspondents have been advised of councils decision
March 23	010	Grant a permit to Sunset Tavern and End of the Road Motel for period of 5 years for use of Esplanade	Complete	Permits compiled and forwarded

## BUSINESS PAPERS

---

### MATTERS FOR COUNCIL CONSIDERATION

#### 1. Covered in separate reports

---

A separate Report will be provided for all matters for Council consideration.

**Recommendation:** NIL

### MATTERS FOR COUNCIL INFORMATION

#### 2. Local Disaster Management Group (LDMG)

Training is being arranged for next month in May to coincide with the Workshop on Thursday 18 May for Disaster Management for the Councillors and Senior Staff. Elliott from QFES and Jeff Magnus from QPS will be on hand to conduct the training.

**Recommendation:** For information

#### 3. Community Pharmacy Scope of Practice Pilot

The North Queensland Community Pharmacy Scope of Practice Pilot is officially underway with 175 registered community pharmacists embarking on higher education and training, which commenced on Monday 27 March 2023.

Full copy of the correspondence is attached to the report.

**Recommendation:** For information

#### 4. Pitch from Gulf Savannah NRM

Stations urged to prepare for future disasters, with free help available for Carpentaria Shire Council. Through the free program property owners can have their properties mapped and get up-to-date maps including infrastructure, fire paths, fire scars and flood risk.

Full media release and the "Pitch" is attached.

**Recommendation:** For information





**Community Pharmacy  
Scope of Practice Pilot**

*North  
Queensland*

03 April 2023

Mayor Jack Bawden  
29-33 Haig St  
Normanton, Qld 4890  
Via: mayor@carpentaria.qld.gov.au  
ceo@carpentaria.qld.gov.au

Dear Mayor Jack Bawden

**Re: First cohort of community pharmacists embarks on university courses for the North Queensland Community Pharmacy Scope of Practice Pilot**

I write to notify you that the North Queensland Community Pharmacy Scope of Practice Pilot (the Pilot) is officially underway with the full first cohort of 175 registered community pharmacists embarking on higher education and training, which commenced on Monday, 27 March, 2023.

Places for the first cohort were filled in less than a week and the second cohort is also at capacity, which demonstrates the demand and enthusiasm amongst the pharmacy professionals to further their skills and provide more services and treatments to patients in their community. That's a total of 350 out of the 425 pharmacists in North Queensland signed up and ready to study.

The graduate level education will be delivered through Queensland University of Technology (QUT), James Cook University (JCU) and the Australasian College of Pharmacy. The evidence-based training by QUT and JCU is currently used in other Australian non-medical prescribing pathways, like physiotherapy.

Once the pharmacists successfully complete the training, this first cohort of highly qualified and trained community pharmacists will be able to offer patients another option to access treatments for everyday health conditions.

By beginning this journey, community pharmacists play an important part in changing the future of primary health care, by providing patients with timely and accessible healthcare services in the community as qualified independent prescribing pharmacist.

The Pilot has tri-partisan support from all major political parties, and we applaud the Palaszczuk Labor Government's foresight and commitment to community pharmacy and patient care.

**What type of services will the Pilot include?**

Under the Pilot, community pharmacists will have the authority to prescribe, dispense, administer, and review medicines for 17 everyday health conditions and three areas of chronic disease management. The common conditions include:

- Gastro-oesophageal reflux and disease, acute nausea and vomiting, allergic and non-allergic rhinitis, impetigo, herpes zoster(shingles), mild to moderate dermatitis, mild psoriasis, mild to moderate acne, minor wound management, otitis externa, otitis media, mild musculoskeletal

pain and inflammation, smoking cessation, hormonal contraception, oral health screening and fluoride application, travel health and management of overweight and obesity.

The three areas of chronic disease management include:

- Cardiovascular disease risk reduction program for type 2 diabetes, hypertension and dyslipidaemia
- Improved Asthma (and Exercise Induced Bronchoconstriction) Symptom Program
- Chronic Obstructive Pulmonary Disease (COPD) Monitoring Program

**When will the training be complete?**

Pharmacists must complete up to a year of graduate level training before they will be approved by Queensland Health to offer these services. The training is quite rigorous and adds to the competencies and skills that community pharmacists already have from their five years of education and training to become licensed, plus the years of work experience already gained.

The first cohort is expected to successfully complete the training by December 2023 with the second cohort of pharmacists commencing the training in August and completing at the end of March 2024.

The first occasions of service for patients will occur at the end of this year--a huge milestone in delivering better healthcare for patients in North Queensland!

**What does this mean for patients?**

Patients in North Queensland will have more options to access to high-quality, integrated, and cost-effective primary healthcare to treat everyday health conditions. Patients can trust that they will receive treatment when they need it, by a trained community pharmacist in a safe and private consultation room.

If a patient can receive healthcare in a timely manner from their community pharmacist, it may avoid them having to wait weeks to see their GP or presenting to the emergency department. This will also support GPs by giving them greater capacity to have appointments available to see patients with more complex needs, including for longer consultations.

I'm very proud that the first independent prescriber in Australia will come out of North Queensland. It is a testament to the hundreds of committed community pharmacy professionals ready to embrace working to their full scope of practice and a great public policy agenda that puts patients first.

Thank you for taking the time to read this important letter. If you have further questions, please do not hesitate to contact Gerard Benedet – Queensland Branch Director on [gerard.benedet@qldguild.org.au](mailto:gerard.benedet@qldguild.org.au) or 0408 762 216.

Yours sincerely



Chris Owen

**Branch President**

**The Pharmacy Guild of Australia, Queensland Branch**

## **MEDIA RELEASE**

**5 April 2023**

### **Stations urged to prepare for future disasters, with free help available for Etheridge, Croydon and Carpentaria**

Is your property prepared for flooding, fire and other natural disasters?

Right now, communities in the Gulf are experiencing major turmoil and disruption from record-breaking floods, as rising waters have blocked roads, cut off supply chains, damaged infrastructure and forced people from their homes.

Are unpredictable weather events interrupting your business? Is your property still drenched or inaccessible? Has your fence been washed away with the flooding, or that old shed collapsed with the heavy downpours?

Your property is your livelihood, your business, your home – and security for your family. You need the reassurance that it, and everything on it, is protected.

While we cannot predict exactly when and where wild weather and disasters will happen in future, what we can be sure of is that they *will* happen again.

The good news is that there are some simple and effective ways to improve your property's resilience to disaster, which you can start today.

Cattle station managers and landholders in the shires of Etheridge, Croydon and Carpentaria can access a free program to help them plan to be more resilient to natural disasters now and into the future.

Through this free program, which is supported by the Australian Government and offered by Gulf Savannah NRM, you can have your property mapped and get up-to-date maps including infrastructure, fire paths, fire scars, and flood risk.

These maps form part of a business disaster management plan, creating a one-stop property portfolio with all the information you'll need to prepare for disaster or extreme weather event. This will also support you to take action during a disaster, or in the event you need to make an insurance claim.

Through this project, which has received grant funding from the Australian Government, Gulf Savannah NRM are aiming to support communities in the Gulf to make sure they are prepared for any weather or disaster event, now and into the future.

Cattle station owners and landholders who are interested in taking up this offer can get in touch with Melissa Round (Resilient Futures Project Officer, Gulf Savannah NRM) by calling 0456 696 046 or emailing [melissa.round@gulfsavannahnrm.org](mailto:melissa.round@gulfsavannahnrm.org).

END MEDIA RELEASE

**Media contact**  
Sarah Rizvi

(07) 4092 1088

[publicity@gulfsavannahnrm.org](mailto:publicity@gulfsavannahnrm.org)



**About Gulf Savannah NRM**

Gulf Savannah NRM is a not-for-profit natural resource management organisation, working with land managers, graziers, farmers, Traditional Custodians and communities to maintain and regenerate the health of the Northern Gulf region's natural resources – including its soils, waterways, plants, wildlife, landscapes, biodiversity and biosecurity – for the benefit of current and future generations. Find out more at [www.gulfsavannahnrm.org](http://www.gulfsavannahnrm.org).



# THE PITCH

Melissa Round




## ABOUT US

### 12-second speech

Gulf Savannah NRM is a non-profit natural resource management company, working with people and communities to create opportunities for the current and future generations.

Our projects help strengthen communities and industries, cultivating living landscapes to support local livelihoods. One such project is the Resilient Futures for Queensland's Gulf Savannah.



## PROBLEM

### 30-second speech

Flooding and other natural disasters! Is your property prepared? Are you being affected by the rising waters from all this rain? The Gulf Savannah has been the receiver of unpredictable weather events that no doubt interrupt the running of your business and everyday activities.

Is your property drenched or inaccessible? Infrastructure like fencing been damaged by flood waters, or that old shed collapsed from the heavy downpours?

Your property is your livelihood, business and security for your family. You need reassurance that it and everything in it is protected.

Gulf Savannah's project may interest you for your property's future. We are offering services to the community, especially property owners to aid with making your property resilient to natural disasters now and in the future.

2023

PITCH DECK

2



## SOLUTION

### 3-minute speech


Property owners will have their property mapped. You will obtain a great up-to-date map of your land, including other mapping is conducted, for example: fire paths and fire scars, flood routes and drought zones if applicable.

The maps are individually designed to your property with infrastructure and an inventory of your assets. You will be invited to resilient specific events, for example maps and apps training, have an opportunity to host or attend 'Neighbours Day'. Able to obtain a fire plan and potentially weather monitoring or water cartage equipment if you sign up for the longevity of the project .

THE DITCH

4





## PROJECT BENEFITS

2023

It is completely FREE! In fact, this can be added to your Business Management Plan to set up a Property Portfolio, a one-stop folder with everything you need. It is better to be prepared for an unlikely event, and reassured everything is accountable for insurance or replacement.

The aim is that we can help our community with disaster resilient knowledge, tips and all resources to ensure you are prepared for any weather event now and in the future.

THE DITCH

5



## BUSINESS PAPERS

---

### 9.2 HUMAN RESOURCES REPORT

**Attachments:** 9.2.1. Safeplan Progress Report to March 2023 [↓](#)

**Author:** Lisa Ruyg - Manager Human Resources

**Date:** 12 April 2023

---

**Key Outcome:** 1.1 – Responsive and effective service delivery

**Key Strategy:** 1.1.1 Foster appropriate corporate culture that aligns with Council's Mission, Values and Behaviours.

---

#### **Executive Summary:**

This report provides information on the progress of SAFEPLAN, Council's safety management system, and an update on general human resource matters.

#### **RECOMMENDATION:**

That Council accepts the report for information.

### 1. Work, Health & Safety Report

---

The Safeplan progress report to March 2023 is attached.

### 2. Staff Movements

---

#### **Arrivals**

- Felicity Norman VIC & Café Attendant & Tour Guide
- Jacinta Budd VIC & Café Attendant & Tour Guide

#### **Departures**

- Arnold Rainbow Apprentice Carpenter
- Emily Hammann VIC & Café Attendant & Tour Guide

#### **Internal Movements**

- Rosie Callope has accepted the position of Community Support Officer.

### 3. Current Recruitments

---

- Customer Service Officer Position closes 21 April 2023
  - Trainee – Water & Wastewater Position closes 21 April 2023
  - Electrician Efforts at recruiting are continuing.
  - Apprentice Electrician On hold.
-

## **BUSINESS PAPERS**

---

We are also continuing to try and secure a Senior Foreman and a Diesel Fitter through external labour hire.

### **4. Upcoming Training Activities**

---

3 – 5 May 2023	1080 & ACDC Training
9 May 2023	Jadu (Website) Training
May 2023	Supervisor Training on Psychosocial Risks

### **5. Upcoming Community Participation Activities**

---

Council will be participating in the career expo facilitated by the Department of Senior, Disability Services and Aboriginal and Torres Strait Islander Partnerships on 6 June 2023. The expo will be held at the Normanton Shire Hall.

#### **Consultation (Internal/External):**

- Executive Leadership Team
- WHS Advisor
- Precruitment Recruitment Agency
- Lo-Go Appointments
- Peak Services.

#### **Legal Implications:**

- Within normal operational parameters.

#### **Financial and Resource Implications:**

- Within allocated budget.

#### **Risk Management Implications:**

- Within normal operational parameters.



## CSC Safety Management Plan Progress Report – March 2023 (Report for year 2022-2023)

SafePlan Key Performance Indicators (KPIs)				
Note* LGW data, legislation requires LGW to count part days lost as full days				
Average Scheme Frequency Rate (Formula = Number of LTI for every million hrs worked)	Scheme	CSC YTD March 2022	CSC YTD March 2023	Safe Plan KPI 2022 - 2023
	10.05	2	1	5 (annual)
Average Scheme Duration Rate (Formula = Average Number of days lost per LTI)	21.79	45	5 +	112 (annual)
Progressive Frequency Rate YTD (B) group = wages greater than \$5 million – less than \$10 million	10.29	13.88	6.94	20.6 (annual)
Progressive duration rate YTD (B) group = wages greater than \$5 million – less than \$10 million	18.94	22.50	5.00	19.93 (annual)
% of hazard inspections completed as per Matrices	N/A	92.00%	100.00%	90%
No. RAPs outstanding vs. No. RAPs completed by EMTD – (3 overdue, 0 new, 11 in progress Feb/Mar)	N/A	17.00%	35.71%	90%
Delivery of Take 5 information papers and successful completion of assessments	N/A	72.00%	95.37%	85%
% of Quarterly Action Plan (QAP) items completed Quarter January – March 2023	N/A	94.00%	95.58	70%
				86.78%

Mechanism of Injury/for claims submitted	YTD 2020/2021	Days Lost
28 Being hit by moving object	1	0
12 Hitting Moving Objects	0	0
42 Muscular stress while handling objects	3	0
43 Muscular stress with no objects being handled	2	394
41 Muscular stress while lifting	3	54
01 Falls from a height	0	0
26 Being trapped between Static objects	2	7
84 Work pressure	0	0
<b>Total</b>	<b>11</b>	<b>455</b>
<b>Statutory Paid</b>	<b>\$174,573.84</b>	

Mechanism of Injury/for claims submitted	YTD 2021/2022	Days Lost
28 Being hit by moving object		
21 Being hit by falling objects		1
42 Muscular stress while handling objects		
43 Muscular stress with no objects being handled		
41 Muscular stress while lifting		
01 Falls from a height		
26 Being trapped between Static objects		1
92 Vehicle Accident		2
<b>Total</b>	<b>2</b>	<b>75</b>
<b>Statutory Paid</b>	<b>\$26,229.50</b>	

Mechanism of Injury for claims submitted	YTD 2022/2023	Days Lost
28 Being hit by moving object		
21 Being hit by falling objects		
42 Muscular stress while handling objects	1	5
43 Muscular stress with no objects being handled		
41 Muscular stress while lifting		
01 Falls from a height		
26 Being trapped between Static objects		
92 Vehicle Accident		
<b>Total</b>	<b>1</b>	<b>5</b>
<b>Statutory Paid</b>	<b>\$1,321.20</b>	

LGW Date: 2022 - 2023 YTD	Jul	Aug	Sep	Oct	Nov	Dec	Jan	Feb	Mar	Apr	May	Jun
CSC LTI/R YTD LGW Data	0	0	0	0	0	10.41	8.92	7.80	6.94			
Group B LTI/R YTD (Counts with wages > \$5 mil-\$10 mil)	0	5.45	9.08	8.17	10.90	11.80	10.90	9.53	10.29			
CSC LTIs each month	0	0	0	0	1	0	0	0	0			

LGW Date: 2022 - 2023 YTD	Jul	Aug	Sep	Oct	Nov	Dec	Jan	Feb	Mar	Apr	May	Jun
CSC Duration Rate YTD LGW Data	0	0	0	0	0	5.00	5.00	5.00	5.00			
Average duration rate for Group B (Counts with wages > \$5 mil-\$10 mil)	0	4.00	9.60	13.17	14.20	16.54	18.07	20.07	18.94			

There was 0 Incident Report submitted where an injury was sustained in March.

There was no adjustment for payout figures to 2020/2021 plus 0 Days and \$0 (Long Term Claim Ceased, final figures pending), for 2022/2023 plus 0 Days and \$0. (2021/2022 is final) (A \$157,263.00 Estimate is still recorded for 2019-2020)

Report Completed on 4th April 2023 – WHSA - A Bristow-Stage



## BUSINESS PAPERS

### 10 REPORTS FROM DIRECTOR OF CORPORATE & COMMUNITY SERVICES

#### 10.1 DCS REPORT

**Attachments:**

- 10.1.1. Local Laws Report - March 2023 [↓](#)
- 10.1.2. Natural Resource Management Forums [↓](#)
- 10.1.3. DRAFT Agistment Agreement [↓](#)
- 10.1.4. Permit [↓](#)
- 10.1.5. 1080 Baiting Van Rook [↓](#)

**Author:**

Julianne Meier - Director Corporate Services

**Date:**

11 April 2023

**Key Outcome:**

A well governed, responsive Council, providing effective leadership and management, and respecting community values

**Key Strategy:**

Maintain a focus on integrity, Accountability and Transparency in all that we do

**Executive Summary:**

This report provides information and updates to Council on various activities and programs that are facilitated within the Director of Corporate Services portfolio.

**RECOMMENDATION:**

That Council:

1. receive and note the Director of Corporate Services Report; and
2. that those matters not covered by a resolution be noted.

**Background:**

#### 1. Actions Outstanding from Previous Meetings

Date:	Action	Status	Comment
	Liaise with relevant parties to improve connectivity at Normanton Rodeo Grounds	Ongoing	Ongoing – reported fault with Telstra about service dropouts. Officers to discussed issue with Telstra to see if we can increase bandwidth during specific events, however, have been advised we already have the maximum bandwidth. Officers are preparing to submit another grant for connectivity.
Jan-21	Lease / Water Agreements	In Progress	Raw Water Agreements have been mailed to ratepayers to sign and return. 4/4/23 Discussions in progress with Preston to develop a Policy that includes the relevant items from the Agreement. Reference to the Policy shall be made in future Revenue Statements.

## BUSINESS PAPERS

Oct 22	Contractors Copies of Worksheets	In Progress	Works Department considering possibility of providing yellow copy to Contractor, as the second copy it is likely to be more readable. 4/4/23 Internal Audit (IA) have been asked to review the process and provide guidance simplification. Timeline is late May/June. The DCS has provided IA with a brief to discuss with the operational staff when onsite.
Jan 23	Archive Container	In Progress	DOE to measure area on store mezzanine floor area to confirm if conversion to an archive storage area is less than the cost to purchase a purpose-built container.
Jan 23	Waste behind Transfer Station in Karumba		Council to consider options to have waste removed and transferred to the Normanton Waste Facility.
Mar 23	Feral Cats	In Progress	4/4/23 The local laws officer has been trapping cats nonstop since last meeting. More traps have been ordered to enable more trappings.

## 2. Program Update

### Local Laws

The stats for March are attached for review. There has been an increase in the number of feral cats in the township and all traps have been set. More traps have been ordered to maximise the number of feral animals that can be caught.

The wet weather has brought several snakes out of hiding.

### Approved Inspection Program

The Approved Inspection Program commenced on the 9<sup>th</sup> of February in Normanton. All properties in Normanton and Karumba have been inspected. A number of warnings have been issued to residences where animals are not registered or exceed the allowable registrations. The LLO will follow up in due course to ensure the owners carry out appropriate registrations.

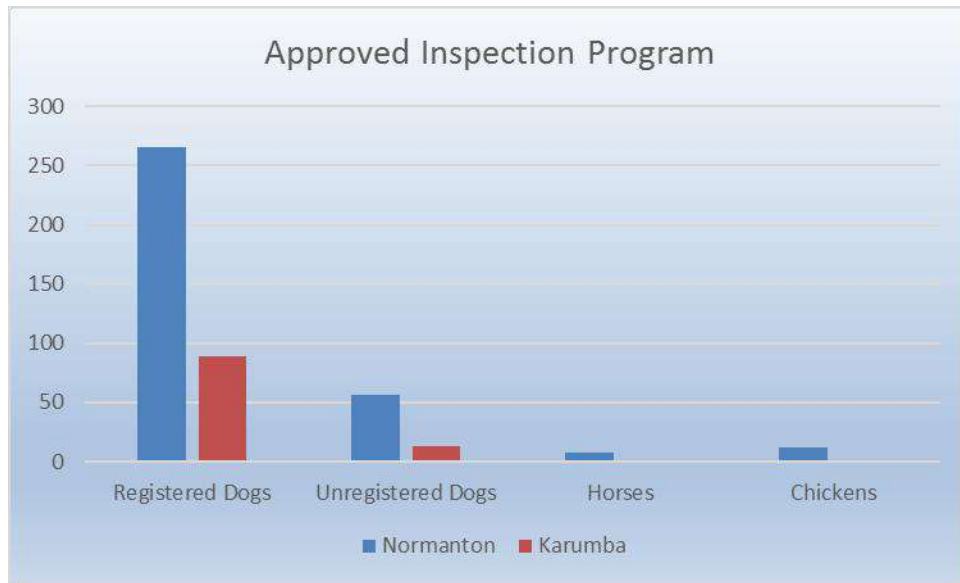
The LLO also handed out mosquito fact sheets to raise more awareness of breeding sites. The constant rain is providing ideal breeding grounds for the mosquitos.

The illustration below shows there have been 266 registered and 56 unregistered dogs in Normanton and 56 registered and 13 unregistered dogs in Karumba. There were 8 horses noted in Normanton.

18 properties in Normanton, and three properties have more than 2 dogs that are registered. There are 5 properties in Normanton that have 24 unregistered dogs, two of these properties were multi units and one of these properties had 8 dogs. There are three properties in Karumba that have 13 unregistered dogs, and two of these properties each have six dogs.

There was some complexity with multi units and how those properties would register dogs, however that has now been resolved by allowing a fee waiver to eligible properties subject to inspection by the LLO.

## BUSINESS PAPERS



### Wild Dog Bounty

Only 56 wild dog bounties have been claimed this financial year. \$2,800 of the \$10,000 budget has been paid.

Month	Bounty Scheme 2022 to 2023		
	Wild dogs (Qty claimed)	Monthly Total	Budget Remaining
Jul		0	10,000
Aug	4	200	9,800
Sep		0	9,800
Oct	23	1,150	8,650
Nov	20	1,000	7,650
Dec		0	7,650
Jan		0	7,650
Feb	1	50	7,600
Mar	8	400	7,200
Apr		0	7,200
May		0	7,200
Jun		0	7,200
<b>Total</b>	<b>56</b>	<b>2,800</b>	<b>7,200</b>
<b>Total Budget</b>		<b>\$10,000</b>	
<b>Bounty per dog</b>		<b>\$50</b>	

### **Pest and Weed Management**

Croydon Shire planned to be hosting a Natural Resource Management Forum on Tuesday 14<sup>th</sup> March 2023, but that was rescheduled due to flooding risks and will now be held on Tuesday 16 May, with networking dinners the evening of Monday 15 and Tuesday 16 May.



## BUSINESS PAPERS

---

The forum will be great opportunity for neighboring Councils to come together and hear from each other as well as guest presenters from government, NRM groups, and industry. Both the Rural Lands Officer and myself are planning to attend the Croydon workshop.

### Training

The training required to receive 1080 accreditation is to receive competencies in each of the following courses:

#### *ACDC Training*

- AHCCHM307 – Prepare and apply chemicals to control pest, weeds and diseases
- AHCCHM304 – Transport and store chemicals
- both courses at a cost of \$750 per person

#### *1080 Training*

- AHCPMG312 – Apply poison baits for vertebrate pest control in rural & environmental landscapes
- cost \$1,100 per person

We have locked in dates Tuesday 2nd until Friday the 5th the first week of May after the Labour Day public holiday to conduct the training.

### Weed Management

The Rural Lands Officer started spraying some weeds in and around Normanton area from 23/03/2023 to 29/03/2023 with Access and diesel using two different types of ratios, first being a ratio of 1:60 and second mix being a ratio of 1:9 for larger well-established trees.

These were trials to test access herbicide, ratios and different methods. I'd like to point out these are not the only areas the RLO has sprayed but have been the first, therefore giving the poison a much better chance at doing its job and giving us a better result on how effective it actually is. Here are the results.

24/03–06/04/2023. Belly ache bush. Access and diesel 1:60 ratio. Foliar spray method.





## **BUSINESS PAPERS**

---

22/03–06/04/2023. Neem tree. Access and diesel 1:9 ratio. Basal bark and cut stump method.



22/03–06/04/2023. Candle stick bush. Access and diesel 1:60 ratio. Folia spray method.



### Weed Spraying - Tools and Equipment

The RLO is currently using borrowed spray tanks and back packs to carry out weed spraying. It is difficult to share with the roads crew as they often require the equipment at the same time as the RLO. We are seeking to purchase a tank for the back of the utility so the RLO can go to Karumba or conduct spraying on Council Reserves in a more efficient way. Some research has been done into the Quikspray units that slide onto the back of a utility.

## **BUSINESS PAPERS**

---

Council is purchasing a UTV, so it may be beneficial to purchase something that will be able to be fitted to that as well to enable to RLO to better access some overgrown areas.

It was suggested that we may be able to utilise Council's existing 4-wheeler, however it is not currently fitted with appropriate fixtures to make it safe since the legislation changed.

For discussion and feedback.

### 1080 Baiting

I've received an e-mail from Mark Hogno, Carpentaria Land Council Aboriginal Corporation in respect of a large baiting program intended to be conducted by stations in the Shire. The Station Manager from Van Rook Station has advised they are planning to put out 10 tonnes of meat and are wanting it poisoned around mid-August.

For discussion and feedback.

### **3. Other Items**

---

#### Stores Stocktake – Fuel

No stock take of fuel has been undertaken during the month. We expect to carry on with the fuel stock takes at the end of the first swing.

#### Review of Local Laws

There are no updates for this month.

#### Annual Budget Preparation 2023/2024

Budget planning has commenced, and a proposed budget calendar has been prepared and distributed to relevant officers, to ensure they are well prepared for the timelines. Council workshops and main agenda items are listed below:

- Thursday 20<sup>th</sup> April 2023 – Capital Budget and Revenue Statement
- Thursday 18<sup>th</sup> May 2023 – Operational Budget, Capital Budget, Long Term Forecast
- Monday 22<sup>nd</sup> May 2023 – Proposed community consultation on Council's Budget, planned pop up stands and or presence at Normanton Shire Hall and Karumba Civic Centre
- Thursday 1<sup>st</sup> June 2023 – Budget feedback
- Thursday 22<sup>nd</sup> June 2023 – Budget Adoption

Community consultation has not been held in respect of the budget in Carpentaria. It is suggested that we engage with the community and have some pop-up stands or plan for 2 to 3 days presence at the Normanton Shire Hall and Karumba Civic Centre.

I'd like to promote some proposed capital projects with design and drawings, costs etc. and advise of any proposed rating changes or increases if any.

#### Agistment Agreement

As the previous agistment agreements were historic and some were set against the rate valuations, and minimums rather than an amount, that had a set annual increment, a Draft Agistment Agreement is provided for Council to review.

Amendments have been made to the five agreements that were set by minimum rates, and we have written to them advising Council's intent to go to expression of interest. Once the agreement has been finalised we shall progress this matter.

For feedback.



## BUSINESS PAPERS

---

### Water Agreement

Discussions have been held with Preston concerning the Water Agreements that have been prepared and are yet unsigned. I have suggested it may be a better option to prepare a policy to standardise Council's dealing with current users of raw water. The following advice has been provided to replace the agreements with a Policy.

*The policy should aim to incorporate the key points of the agreement. This includes that:*

- 1. raw water may only be extracted from approved connections;*
- 2. meters and connections are installed by Council and the costs of that are recoverable from the consumer in accordance with Council's Revenue Statement;*
  - a. all water drawn the meter will be deemed to have been drawn by the consumer and charges will be applied accordingly;*
  - b. if meters fail then average daily rates will apply;*
- 3. the raw water is untreated and Council provides no warranty as to its quality;*
- 4. the supply of raw water is not guaranteed at all times and may be temporarily discontinued;*
- 5. rates are in accordance with the Council's Revenue Statement, including excess water rates.*

*The policy can also outline the procedure for new connections i.e. application to Council, execution of agreement, installation of connection etc.*

*The risk of proceeding on the basis of a policy rather than the agreements are that indemnities and insurance provisions (as in clause 10 of the agreements) cannot be enforced if they are contained in a policy. As such, Council should liaise with its insurer in relation to the situation to see if there are any other actions it recommends to reduce any exposure to Council.*

*As discussed, once the policy is adopted, a copy should be provided to each user so as to close out Council's dealings with them.*

For feedback and discussion.

### **4. Environmental Health**

---

#### Mosquitos

Several mosquito treatments have been conducted in the townships of Normanton and Karumba. Generally, mosquito fogging is conducted in the early morning between 4am to 6am and then in the evening from 6:30pm to 8:30pm. Now that the weather has settled, and treatments have been completed, future treatments shall only be conducted on demand.

#### Annual Food Business and Caravan Park Inspections

Each year inspections are carried out prior to issuing food business licences. Planning is underway to conduct these inspections towards the end of May.

### **5. Budget**

---

The 2022/2023 budget was adopted at the 16<sup>th</sup> June 2022 Budget Meeting. An extract of the budget areas of responsibility of the Directorate are shown below.

## BUSINESS PAPERS

Row Labels	Sum of Current Budget	Sum of YTD Actual	Sum of Order Value	Sum of Total Actual
<b>Operating Expenditure</b>				
Animal Control	90,277	28,686	0	28,686
Cemeteries	43,880	94,110	14,013	108,124
Corporate Services	50,000	0	9,500	9,500
Environmental Health	10,900	8,006	0	8,006
Information Technology	524,294	570,798	18,846	589,645
Local Laws	89,787	65,508	9,879	75,387
Major Opex	0	-121,316	74,343	-46,973
Mosquito Control	51,000	24,648	4,091	28,739
Pensioner Housing	12,100	34,423	0	34,423
Pest Management Operations	138,918	71,432	2,344	73,776
Property And Leases	5,000	8,402	1,500	9,902
Stores & Purchasing	382,683	62,304	38,276	100,580
Weed Control	277,918	48,467	0	48,467
<b>Operating Expenditure Total</b>	<b>1,676,756</b>	<b>895,470</b>	<b>172,793</b>	<b>1,068,263</b>
<b>Operating Income</b>				
Animal Control	-4,000	-2,913	0	-2,913
Cemeteries	-20,000	-11,107	0	-11,107
Environmental Health	-2,000	-3,375	0	-3,375
Local Laws	-25,000	-81,117	0	-81,117
Pensioner Housing	-27,000	-24,367	0	-24,367
Property And Leases	-83,000	-81,255	0	-81,255
Staff Housing	-364,000	-244,233	0	-244,233
Weed Control	0	587	0	587
<b>Operating Income Total</b>	<b>-525,000</b>	<b>-447,780</b>	<b>0</b>	<b>-447,780</b>
<b>Grand Total</b>	<b>1,151,756</b>	<b>447,690</b>	<b>172,793</b>	<b>620,483</b>

Row Labels	Sum of Current Budget	Sum of YTD Actual	Sum of Order Value	Sum of Total Actual
<b>Operating Expenditure</b>				
Admin And Customer Service	476,602	425,696	4,719	430,414
Financial Services	1,283,067	661,305	280,835	942,140
Payroll	53,805	76,232	2,945	79,177
Rates Management	247,273	219,704	42,947	262,651
Records Management	138,608	101,250	5,471	106,721
Wages On-Costs	-1,532,714	-694,926	0	-694,926
<b>Operating Expenditure Total</b>	<b>666,641</b>	<b>789,260</b>	<b>336,917</b>	<b>1,126,177</b>
<b>Operating Income</b>				
Admin And Customer Service	-500	-1,455	0	-1,455
Financial Services	-4,672,000	-2,508,937	0	-2,508,937
Rates Management	-4,753,000	-4,561,272	0	-4,561,272
<b>Operating Income Total</b>	<b>-9,425,500</b>	<b>-7,071,664</b>	<b>0</b>	<b>-7,071,664</b>
<b>Grand Total</b>	<b>-8,758,859</b>	<b>-6,282,404</b>	<b>336,917</b>	<b>-5,945,487</b>

## BUSINESS PAPERS

Row Labels	Sum of Current Budget	Sum of YTD Actual	Sum of Order Value	Sum of Total Actual
<b>Operating Expenditure</b>				
Arts & Culture	24,500	16,255	10,755	27,009
Child Care	790,665	385,355	36,332	421,686
Community Development	303,880	88,783	619	89,402
Community Donations	21,100	64,563	0	64,563
Community Events	192,664	78,139	49,968	128,107
Cultural & Natural Heritage	151,950	92,932	0	92,932
Gym	81,170	40,648	6,420	47,068
Halls	189,500	210,271	3,726	213,997
Libraries	232,466	100,089	764	100,854
Recreational Sports Centre	433,910	410,382	17,280	427,661
Rodeo Grounds	116,070	101,133	5,815	106,948
Sports & Recreation	157,220	191,425	9,360	200,785
Swimming Pools	631,840	538,022	21,739	559,761
Youth Services	0	1,550	0	1,550
<b>Operating Expenditure Total</b>	<b>3,326,935</b>	<b>2,319,545</b>	<b>162,777</b>	<b>2,482,323</b>
<b>Operating Income</b>				
Arts & Culture	-24,500	-24,500	0	-24,500
Child Care	-360,000	-174,493	0	-174,493
Community Events	-100,000	14,453	0	14,453
Gym	-35,000	-30,457	265	-30,192
Halls	-18,000	-42,523	0	-42,523
Libraries	-5,000	-9,763	0	-9,763
Recreational Sports Centre	0	-675	0	-675
Rodeo Grounds	0	-414	0	-414
Sports & Recreation	0	-21,156	0	-21,156
Swimming Pools	0	-136	0	-136
<b>Operating Income Total</b>	<b>-542,500</b>	<b>-289,664</b>	<b>265</b>	<b>-289,399</b>
<b>Grand Total</b>	<b>2,784,435</b>	<b>2,029,881</b>	<b>163,042</b>	<b>2,192,924</b>

### Consultation (Internal/External):

- Mark Crawley - Chief Executive Officer
- Local Laws Officer
- Environmental Health Officer – Contract
- Rural Lands Officer

### Legal Implications:

- Local Government Regulation 2012
- Local Government Act 2009

### Financial and Resource Implications:

- Contained within the report.

### Risk Management Implications:

- Risk is considered low, to ordinary operations of Council.

2022/2023 Local Laws Reporting													
Month	New Animal Registrations				Impounded Animals				Euthanized Animals				
	Ntn	Kba	Ntn	Kba	Ntn	Kba	Ntn	Kba	Ntn	Kba	Ntn	Kba	Ntn
	Dogs		Other		Dogs		Cats	Other	Euth. Dogs	Euth. Cats	Euth. Other		
Jul-22	12	1			6	0	33	15	0	0	33	15	0
Aug-22	0	1			3	2	45	30	3	1	45	30	0
Sep-22	4	4			4	0	42	25	3	0	42	25	0
Oct-22	0	2			6	1	39	22	3	0	39	22	0
Nov-22	0	0			6	0	18	10	3	0	18	10	0
Dec-22	1	0			holidays								
Jan-23	1	0			holidays								
Feb-23	19	3			1	0	43	0	1	0	43	0	0
Mar-23	18	10			6	0	61	12	2	0	61	12	0
Apr-23													
May-23													
Jun-23													
Total	55	21	0	0	32	3	281	114	15	1	281	114	0

2022/2023 Local Laws Reporting														
Month	Illegal Campers		Snakes removed		Overgrown Allotment notices		Abandoned Vehicles		Pound Release fees		Infringements Issued		Fines Collected	
	Ntn	Kba	Ntn	Kba	Ntn	Kba	Ntn	Kba	Ntn	Kba	Ntn	Kba	Ntn	Kba
Jul	0	0	0	2					-	-	-	-	-	-
Aug	0	0	0	2					-	-	-	-	-	-
Sep	0	0	2	1					-	-	-	-	-	-
Oct	0	0	2	1					-	-	-	-	-	-
Nov	0	0	2	0					-	-	-	-	-	-
Dec									-	-	-	-	-	-
Jan									-	-	-	-	-	-
Feb	0	0	1	0					-	-	-	-	-	-
Mar	0	0	8	1					-	-	-	-	-	-
Apr			1						-	-	-	-	-	-
May									-	-	-	-	-	-
Jun									-	-	-	-	-	-
Total	0	0	16	7	0	0	0	0	0	0	0	0	0	0



# Natural Resource Management Forums

Innovation in Partnership

KILCOY | 4 MAY  
COOKTOWN | 11 MAY  
CROYDON | 16 MAY  
YEPPON | 23 MAY

## Program

Please contact **Jacqui Hurwood**  
at [jacqui\\_hurwood@lgaq.asn.au](mailto:jacqui_hurwood@lgaq.asn.au) for more information



# KILCOY Thursday 4<sup>th</sup> MAY 2023

Kilcoy Visitor Information Centre, 41 Hope St, Kilcoy

Time	Topic	Presenter
9:00am	Welcome to Kilcoy	<b>Somerset Regional Council</b>
9:10am	LEAQ Advocacy update	<b>LEAQ</b>
9:40am	Sunshine Coast Council showcase	<b>Sunshine Coast Council</b>
10:00am	Sustainable agricultural initiatives in South East Queensland	<b>Healthy Land and Water</b>
10:20am	South East Queensland Koala Conservation Strategy and Habitat Mapping update	<b>Department of Environment and Science</b>
10:40am	Morning tea	<b>All</b>
11:20am	Invasive plant research: aquatic weeds	<b>Biosecurity Queensland</b>
11:40am	Council showcase	<b>TBC</b>
12:00pm	Riparian restoration, resilience and weeds projects	<b>Healthy Land and Water</b>
12:30pm	Fire Ant Suppression Taskforce update	<b>Biosecurity Queensland</b>
12:50pm	Lunch and networking	<b>All</b>
1:50pm	Restoring a critically endangered ecosystem after the 2019 bushfires	<b>Healthy Land and Water</b>
2:05pm	Wild dog impacts on koalas	<b>Biosecurity Queensland</b>
2:25pm	Forum summary and wrap up	<b>LEAQ</b>
3:00pm	Forum close	

# COOKTOWN Tuesday 11<sup>th</sup> MAY 2023

PCYC, 3 May St, Cooktown

Time	Topic	Presenter
9:00am	Welcome to Cooktown	<b>Cook Shire Council</b>
9:10am	Climate assessment tool: A climate change alliance of botanic gardens initiative	<b>Cook Shire Council</b>
9:45am	South Cape York Catchments Ranger Programs	<b>South Cape York Catchments</b>
10:05am	Behaviour change and community engagement for environmental outcomes	<b>Social marketing at Griffith University (virtual)</b>
10:25am	Morning tea	<b>All</b>
11:05am	LEAQ Advocacy update	<b>LEAQ</b>
11:35am	Gamba Grass Taskforce	<b>Cook Shire Council</b>
11:55am	Cape York NRM regional update	<b>Cape York NRM</b>
12:15pm	Environmental markets update: Carbon and new restoration methods	<b>Green Collar</b>
12:35pm	Lunch and networking	<b>All</b>
1:35pm	Reef Guardian Councils Initiative updates	<b>Great Barrier Reef Marine Park Authority</b>
1:55pm	Invasive plants research and management update	<b>Biosecurity Queensland</b>
2:15pm	Whole-of-system values-based framework implementation	<b>Jaragun Ecoservices</b>
2:35pm	Forum summary and wrap up	<b>LEAQ</b>
3:00pm	Forum close	

**Field Trip Note:** Cook Shire Council has coordinated an optional field trip for Wednesday 10 May for NRM Forum attendees. The full program will be sent to registered attendees, with the option to attend the full day (9:00am – 3:30pm) or part day (from 12:30pm). Note that the field trip bus has a capacity of 20 people.



# CROYDON Tuesday 16<sup>th</sup> MAY 2023

Doris Casey Hall, 21 Brown St, Croydon

Time	Topic	Presenter
9:00am	Welcome to Croydon	<b>Croydon Shire Council</b>
9:10am	Croydon Shire Council showcase	<b>Croydon Shire Council</b>
9:30am	LEAQ Advocacy update	<b>LEAQ</b>
10:00am	Invasive plants research update: Neem trees	<b>Biosecurity Queensland</b>
10:20am	<b>Morning tea</b>	<b>All</b>
11:00am	Environmental markets	<b>Green Collar (Virtual)</b>
11:20am	Savannah burning	<b>Kowanyama Aboriginal Shire Council</b>
11:40am	North West Queensland regional biosecurity plan	<b>Southern Gulf NRM</b>
12:00pm	Sustainable economic solutions to prickly acacia	<b>Green Day Energy</b>
12:20pm	<b>Lunch and networking</b>	<b>All</b>
1:20pm	Biosecurity disease control update: Feral pig ecology	<b>Biosecurity Queensland (Virtual)</b>
1:40pm	Climate positive initiatives in Etheridge	<b>Etheridge Shire Council</b>
2:00pm	Regional NRM body update	<b>Gulf Savannah NRM</b>
2:20pm	Forum summary and wrap up	<b>LEAQ</b>
3:00pm	Forum close	

**Field Trip Note:** Croydon Shire Council has coordinated the following optional activities for NRM Forum attendees:

- **Monday 15 May:** Evening meet and greet at Croydon's heritage buildings, with drinks and nibbles
- **Tuesday 16 May:** Sunset at the lookout with wine and cheese and BBQ dinner at Lake Belmore

# YEPPOON Tuesday 23<sup>th</sup> MAY 2023

Yeppoon Town Hall, 25 Normanby St, Yeppoon

Time	Topic	Presenter
9:00am	Welcome to Country	<b>Derumbul Enterprises</b>
9:10am	Forum opening	<b>Livingstone Shire Council</b>
9:20am	Livingstone Shire Council showcase	<b>Livingstone Shire Council</b>
9:40am	LEAQ Advocacy update	<b>LEAQ</b>
10:10am	Reef & water quality and restoration	<b>Fitzroy Basin Association</b>
10:30am	<b>Morning tea</b>	<b>All</b>
11:10am	Traditional use of Marine Resources Agreement and Rangers Programs	<b>Derumbul Enterprises</b>
11:45am	Invasive plant research update: High biomass grasses	<b>Biosecurity Queensland</b>
12:05pm	First Nations cultural burn program	<b>Gladstone Regional Council</b>
12:25pm	Community group pest and environmental management	<b>Capricornia Catchments / Capricorn Coast Landcare</b>
12:45pm	<b>Lunch and networking</b>	<b>All</b>
1:45pm	Rockhampton Sustainability Strategy (Towards 2030)	<b>Rockhampton Regional Council</b>
2:05pm	Environmental markets	<b>Eco-Markets Australia</b>
2:25pm	Forum summary and wrap up	<b>LEAQ</b>
3:00pm	Forum close	

**Field Trip Note:** Livingstone Shire Council is coordinating an optional field trip for the afternoon of Monday 22 May – details will be available shortly.



#### CONTACT US

**MEMBERS HOTLINE:**

1300 542 700

**WEB:**

[LGAQ.ASN.AU](http://LGAQ.ASN.AU)

**ADDRESS:**

LOCAL GOVERNMENT HOUSE  
25 EVELYN STREET  
NEWSTEAD, QLD 4006



**TWITTER**

[@LGAQ](https://twitter.com/LGAQ)



**INSTAGRAM**

[@localgovqld](https://www.instagram.com/localgovqld)



**FACEBOOK**

[@LocalGovernmentAssociationofQueensland](https://www.facebook.com/LocalGovernmentAssociationofQueensland)



**LINKEDIN**

[local-government-association-of-queensland/](https://www.linkedin.com/company/local-government-association-of-queensland/)



# Agistment Agreement

**Carpentaria Shire Council**

**(Council)**

**[INSERT PARTY DETAILS]**

**(Licensee)**

carp0002\_181939\_069.docx

## PARTIES

1. Carpentaria Shire Council  
(Council)
2. [INSERT PARTY]  
(Licensee)

## RECITALS

- A. Council is the owner of the Land.
- B. Council agrees the Licensee may occupy the Agistment Area pursuant to the terms and conditions contained in this Agreement.
- C. The Licensee agrees to use the Agistment Area in accordance with the terms and conditions contained in this Agreement.

**Commented [JC1]:** Where Council the Trustee we may need consider if any amendments are required to comply with the Land Act as far as it relates to a Trustee Permit.

## REFERENCE SCHEDULE

Item 1	Date of this Agreement	2023
Item 2	Licensors Address for Notices Telephone Number Facsimile Number Contact	Carpentaria Shire Council PO Box 31, Normanton, Qld, 4890 (07) 4745 2200 (07) 4745 1340 Chief Executive Officer
Item 3	Licensee Address for Notices Telephone Number Email address	[Insert] [Insert] [Insert] [Insert]
Item 4	Land Description	[Insert]
Item 5	Commencement Date Expiry Date Term	[Insert] Five (5) years from the Commencement Date Five (5) years
Item 7	Fee	\$(TBC) per annum plus GST
Item 9	Permitted Use	Agistment of Stock



## OPERATIVE PROVISIONS

### 1. DEFINITIONS AND INTERPRETATION

#### 1.1 Definitions

In this Agreement unless inconsistent with the context or subject matter:

- (a) **Agreement** means this Agistment Agreement.
- (b) **Agistment Area** means the Land and includes the Fixtures.
- (c) **Commencement Date** means the date specified in the Reference Schedule.
- (d) **Council** means Carpentaria Shire Council, its successors and assigns.
- (e) **Event of Default** means:
  - (i) failure by the Licensee to pay to Council the Licence Fee when due and payable; or
  - (ii) failure by the Licensee to perform, keep or fulfil any other covenant, undertaking, obligation or condition in this Agreement.
- (f) **Expiry Date** means the date specified in the Reference Schedule.
- (g) **Fixtures** means all installations contained in the Agistment Area which are the property of Council, including but not limited to fencing and gates. The Fixtures are and shall remain the property of Council.
- (h) **Land** means the land specified in the Reference Schedule, being the land on which the Agistment Area is located.
- (i) **Licence Fee** means the sum specified in the Reference Schedule.
- (j) **Licensee** means the party specified in the Reference Schedule.
- (k) **Party** means Council and the Licensee individually and **Parties** means Council and the Licensee collectively.
- (l) **Permitted Use** means the use specified in the Reference Schedule.
- (m) **Term** means the period commencing on the Commencement Date and ending on the Expiry Date.

Commented [JC2]: For discussion.

### 2. AGREEMENT AND TERM

- (a) Council hereby grants the Licensee a non-exclusive licence to undertake the Permitted Use in the Agistment Area for the Term, and the Licensee accepts such engagement upon and subject to the terms and conditions of this Agreement.

- (b) The Term of this Agreement begins on the Commencement Date and ends on the Expiry Date.

**3. FEES PAYABLE TO COUNCIL**

**3.1 Licence Fee**

The Licensee shall pay the Licence Fee to Council annually in advance for the Term on and from the Commencement Date.

**3.2 Review of Licence Fee**

On the anniversary of the Commencement Date, each year of the Term, the Licence Fee will be increased by 2%.

**4. MANAGEMENT AND OPERATION**

**4.1 Permitted Use**

- (a) The Licensee will occupy the Agistment Area and use it for the Permitted Use only, and for no other purposes whatsoever.
- (b) If the Licensee wishes to use the Agistment Area for a purpose other than the Permitted Use, then the Licensee must seek Council's written consent, which may be given or withheld by Council in its absolute discretion.

**4.2 Maintenance and Use of Agistment Area**

- (a) The Licensee is required to maintain the Agistment Area, including the Fixtures, in good and tenable condition at its own cost at all times throughout the Term, fair wear and tear excepted.
- (b) The Licensee must use the Agistment Area in a responsible manner and must ensure that it is not overstocked with livestock at any time during the Term. If Council considers, acting reasonably, that the Agistment Area is overstocked it may provide the Licensee with a notice to remove a certain number of livestock. The Licensee must comply with the notice within seven (7) days of the date it is issued by Council.
- (c) The Licensee must keep the Agistment Area free of weeds and pests at its cost for the Term.
- (d) If Council, acting reasonably, considers that the Agistment Area, including the Fixtures, is not being maintained in a good and tenable condition, Council may enter the Agistment Area and effect any repairs or maintenance required to ensure that the Agistment Area is in good and tenable condition, with all costs of such repairs or maintenance to be wholly recoverable from the Licensee.

Commented [JC3]: For discussion.

**4.3 Council's rights of entry etc**

- (a) Without limiting any other provisions of this Agreement, Council may at any time:
- (i) enter the Agistment Area without notice to the Licensee if Council wishes to use the Agistment Area for access;
- (ii) access any existing infrastructure located on the Agistment Area;

- (iii) use any part of the Agistment Area for its own purposes, for any length of time, to the exclusion of the Licensee;
- (iv) enter the Agistment Area to inspect the Licensee's compliance with the terms of this Agreement.

#### **4.4 Alterations, Additions or Improvements**

- (a) Council may at any time enter the Agistment Area to make alterations, additions or improvements to any existing infrastructure contained on the Agistment Area.
- (b) The Licensee may not make any alterations, additions or improvements (including the erection of signage) to the Agistment Area unless the Licensee has first obtained Council's prior written consent to the proposed alteration, addition or improvement, which consent may be given in Council's absolute discretion and may be conditional upon the Licensee providing Council with anything that Council may require for the purpose of giving the consent (including but not limited to work plans and drawings).

#### **5. INSURANCE**

- (a) The Licensee shall, at its cost, from the Commencement Date, provide and maintain:
  - (i) in the Licensee's name with the interests of Council noted, a standard public liability insurance policy with an insurance company approved by Council for an amount of at least \$20,000,000.00 per claim. If required by Council the Licensee must extend this policy to cover risks of an insurable nature regarding any indemnities that the Licensee has provided to Council under this Agreement;
  - (ii) an insurance policy to the replacement value of the Licensee's property and fittings at or on the Agistment Area;
- (b) All insurances shall be in such form and for such amounts and with such companies as approved by Council, which approval shall not be unreasonably withheld.
- (c) The Licensee assumes all risks in connection with the adequacy of any insurance and waives any claim against Council (in the absence of negligence of Council) for any liability, cost or expense arising out of any uninsured claims, in part or in full, of any nature whatsoever.
- (d) Prior to the Commencement Date, and on further occasions upon request of Council, the Licensee must provide evidence satisfactory to the Council of the terms and currency of each of the insurance policies referred to in this clause.

#### **6. RISK AND INDEMNITY**

- (a) Council (including its employees, representatives, contractors or any associated entity who performs services on behalf of Council hereunder) is not liable to the Licensee in contract, tort or otherwise whatsoever for any loss or damage (including consequential loss) to any person or property arising from the occupation and use of the Agistment Area by the Licensee or others, save to the extent the loss or damage is a consequence of the negligent acts or omissions of Council (or Council's employees, representatives, contractors or associated entities).
- (b) The Licensee:

- (i) uses and occupies the Agistment Area at its sole risk;
- (ii) shall be liable for claims of third parties for personal injury and property damage not covered by the insurance required under Clause 5 which result from the negligence of the Licensee having due regard to the standards set out in this Agreement provided that the Licensee shall not assert any claims against Council and Council shall not be liable to the Licensee for any losses, damages, liabilities or expenses (including legal costs) incurred or sustained by the Licensee to the extent that the same are covered by insurance and the applicable insurer pays such amounts;
- (iii) indemnifies Council from and against any claim, damage, loss or expense suffered by Council or others as a result of the use of the Agistment Area by the Licensee or the Licensee's employees and agents or as a result of or arising out of the grant of, or the exercise of, this Agreement, save to the extent the loss or damage is a consequence of the negligent acts or omissions of Council.

## **7. EVENTS OF DEFAULT AND TERMINATION**

### **7.1 Termination upon provision of notice**

- (a) If an Event of Default occurs, Council shall give the Licensee a notice in writing requesting that the Event of Default be remedied.
- (b) If the Event of Default is not remedied within fourteen (14) days of the date of the notice provided pursuant to paragraph (a) of this clause, Council may give to the Licensee notice of its intention to terminate its obligations under this Agreement after the expiration of fourteen (14) days from the date such notice is served.
- (c) Upon the expiration of such period referred to in sub-clause (b) of this clause, Council shall (without prejudice to any rights arising prior to such date) have no further obligations to the Licensee under this Agreement and this Agreement shall be deemed to be terminated.
- (d) If upon receipt of such notice the Licensee cures the default within the said fourteen (14) day period then such notice shall be of no force and effect.

### **7.2 Rights in Addition to Other Remedies**

The rights contained in this clause shall be in addition to any and all rights and remedies for breach of contract or otherwise available to Council.

## **8. END OF AGREEMENT**

### **8.1 Termination for Convenience**

Either party may terminate this Agreement by providing thirty (30) days written notice to the other party.

### **8.2 The Licensee to yield up Agistment Area**

When this Agreement ends, either at the end of the Term or termination pursuant to this Agreement, the Licensee must peacefully yield up the Agistment Area in good condition, fair wear and tear excepted.

### 8.3 Removal of improvements etc.

- (a) The Licensee must during the last fourteen (14) days of the Term remove any chattels, fixtures, fittings, additions, signage and other branding it has stored on, erected or affixed to the Agistment Area during the Term, and the Licensee must make good any damage caused by the removal.
- (b) Any items not removed from the Agistment Area under sub-clause (a) of this clause shall be deemed abandoned and will become the property of Council.
- (c) If the Licensee's property becomes the property of Council in accordance with subclause (b) of this clause, then Council may, in its absolute discretion:
  - (i) retain the property;
  - (ii) dispose of the property, with the costs of such disposal to be wholly recoverable from the Licensee as a debt immediately due and owing.

**Commented [JC4]:** For discussion. i.e if the Licensee has installed fencing maybe Council expects it to remain?

### 8.4 Extension of Term

On or before the Expiry Date the parties may agree to extend the Expiry Date.

## 9. GENERAL

### 9.1 Goods and Services Tax

- (a) In this clause:
  - "GST" means the same as in the GST Law; and
  - "GST Law" means the same as "GST law" means in *A New Tax System (Goods and Services Tax) Act 1999* (Cth).
- (b) A recipient of a taxable supply made under this Agreement must pay to the supplier, in addition to the consideration for the taxable supply, any GST paid or payable by the supplier in respect of the taxable supply.
- (c) The recipient must pay the GST to the supplier:
  - (i) if there is a due date for the consideration for the taxable supply, either on that date or within fourteen (14) days of receiving a tax invoice for the taxable supply whichever is the later; or
  - (ii) if there is no due date, within fourteen (14) days of receiving a tax invoice for the taxable supply.
- (d) A Party's obligation to reimburse another Party for an amount paid or payable to a third party (for example a Party's obligation to pay another Party's legal costs) includes GST on the amount paid or payable to the third Party except to the extent that the Party being reimbursed is entitled to claim an input tax credit for that GST.
- (e) Each Party making a taxable supply under this document must issue a tax invoice to the other Party for each taxable supply within fourteen (14) days after the due date for payment of the consideration of the supply under this Agreement.

- (f) Each Party must issue an adjustment note to the other Party as soon as it becomes aware of an adjustment event relating to a taxable supply by it under this document.

#### **9.2 Notices**

- (a) Any notice, statement or demand required or permitted under this Agreement shall be in writing and may be served in any manner recognised by law or by email or mail addressed to the relevant party to their address specified in the Reference Schedule.
- (b) If notice is sent by:
  - (i) email, it shall be deemed to have been served on the business day following transmission (unless evidence of a failed transmission is immediately received by the party transmitting the email);
  - (ii) mail, it shall be sent by registered post and shall be deemed to have been served three (3) days after date of posting.

#### **9.3 Governing Law**

The laws of Queensland (and so far as applicable of the Commonwealth of Australia) shall govern this Agreement and each Party hereby expressly accepts and acknowledges the jurisdiction of the Courts of Queensland and of Australia and all Courts to which appeals from those Courts may be taken.

#### **9.4 Headings**

Headings are inserted for convenience only and are not intended to govern the meaning of any of the provisions of this Agreement.

#### **9.5 Waiver**

The waiver of any term or condition on any occasion shall not be deemed a waiver of such term or condition on any other occasion.

#### **9.6 Severance**

If a provision of this Agreement is void or unenforceable it must be severed from this Agreement and the provisions that are not void or unenforceable are unaffected by the severance.

#### **9.7 Whole Agreement**

This Agreement constitutes the whole of the agreement between the Parties relating to the subject matter hereof.

#### **9.8 Amendment**

This Agreement can only be amended, supplemented, replaced or novated by another document signed by the Parties.

#### **9.9 Counterparts, Fax and Email**

This Agreement may be executed in any number of counterparts and when executed communication of the fact of execution to the other parties may be made by sending evidence of execution by fax or email.



DATED THIS \_\_\_\_\_ day of \_\_\_\_\_ [INSERT]

**EXECUTED AS AN AGREEMENT**

EXECUTED by Carpentaria Shire Council in the )  
presence of: ) \_\_\_\_\_  
) Chief Executive Officer

Witness: \_\_\_\_\_

Dated: \_\_\_\_\_

EXECUTED by [INSERT] in the presence of: )  
) \_\_\_\_\_  
) [INSERT]

Witness: \_\_\_\_\_

Dated: \_\_\_\_\_



**Australian Government**  
**Australian Pesticides and  
Veterinary Medicines Authority**

**PERMIT TO ALLOW MINOR USE OF A REGISTERED AGVET CHEMICAL  
PRODUCT FOR THE CONTROL OF FERAL PIGS**

**PERMIT NUMBER – PER89572**

This permit is issued to the Permit Holder in response to an application granted by the APVMA under section 112 of the Agvet Codes of the jurisdictions set out below. This permit allows a person, as stipulated below, to use the product in the manner specified in this permit in the designated jurisdictions. This permit also allows the Permit Holder and any person stipulated below to claim that the product can be used in the manner specified in this permit.

**THIS PERMIT IS IN FORCE FROM 15 OCTOBER 2021 TO 31 OCTOBER 2024**

**Permit Holder:**

BIOSECURITY QUEENSLAND  
Level 3C East, Ecosciences Precinct  
41 Boggo Road  
DUTTON PARK QLD 4102

**Persons who can use the product under this permit:**

Persons authorised by and acting in accordance with the (Queensland) *Medicines and Poison Act 2019* for the use of 1080.

## CONDITIONS OF USE

### Product to be used:

PAKS 1080 CONCENTRATE (APVMA No. 61299)

PLUS OTHER REGISTERED PRODUCTS

Containing: 30g/L SODIUM FLUOROACETATE as the only active constituent.

### Restraints:

DO NOT apply more than 40 baits per 100 hectares.

DO NOT feed baits to non-target animals including birds.

DO NOT contaminate dams, rivers, streams, waterways or drains with the product or used containers.

DO NOT bait until a written risk assessment has been conducted and the risk to non-targets is determined as minimal. A risk assessment should monitor non-target activity around proposed baiting sites, remote cameras can be used to determine this activity.

Any incidents where it is suspected that non-target animals may have been poisoned must be reported to the Permit Holder and the APVMA.

### Directions for Use:

Baits are prepared from 500g whole pieces of fresh red meat that pigs scavenge (boneless and skinless). Baits are prepared by injection, each bait is to be injected at a rate of 2.4mL/500g meat bait (to give 72mg of 1080 per bait).

### Baiting Directions:

Situation	Pest	Rate	Critical comments
Conservation areas, forests, pastures and non-crop areas.  Aerial baiting	Feral Pigs ( <i>Sus scrofa</i> )	Maximum 10 baits every km of transect  Maximum 40 baits per 100 ha (1 km <sup>2</sup> ) distributed in clusters	Apply only in targeted, strategic areas where feral pigs are active (e.g. riparian habitats). Higher rates, using clusters of 5-20 baits, should be only be used where large populations or large adult pigs are observed and within carefully-selected areas.  If accuracy of aerial bait placement is required, consideration should be given to the use of helicopters for bait placement, rather than fixed wing aircraft.  A record of baiting locations (GPS flight path) must be kept.
Conservation areas, forests, pastures and non-crop areas.  Ground baiting		Maximum 10 baits every km of trail (single baits)  Maximum 40 baits per 100 ha (1 km <sup>2</sup> )	Apply only in targeted, strategic areas where feral pigs are active (e.g. riparian habitats). Allow at least two baits per pig in area to be treated to ensure each pig gets a bait.  Lay groups of baits clustered around areas of localised pig infestation.

**Additional Critical Use Comments:**

- Pre-feeding is not required, however to maximise uptake by pigs and minimise uptake by native animals ensure strategic placement and timing of baits in areas of high pig activity, where pigs are known to feed.
- Baits should be distributed as close as possible to dusk to reduce bait encounter by birds.
- Baits should not be laid at a time when, or in locations where, birds or other non-target wildlife are likely to be harmed.
- Estimate feral pig numbers prior to implementation of a baiting program. Estimates may be undertaken by visual counts, evidence of pig activity or by use of in-motion triggered camera images.
- Where possible, bait should be distributed in areas of low varanid activity or during cooler periods when varanid activity is low or absent.
- To the extent possible, untaken baits should be removed after seven (7) days and be destroyed by incineration, burial or disposal at a licensed waste disposal facility according to the requirements of the Queensland Government.
- To the extent possible, animal carcasses should be recovered during and for 14 days following a baiting campaign and disposed of appropriately in accordance with Queensland Government requirements.
- In areas where species of concern, especially threatened species, may be present, seek expert advice in relation to their presence from regional level conservation/ environment/ wildlife management departmental personnel.
- A written risk assessment should also include evaluation of the likelihood of native carnivores (specifically varanids), omnivores and stock being present and having access to the baits, mitigation of risks to human consumption or pet meat production, and strategies such as the timing of baiting and selective placement of baits in areas of high pig activity to maximise uptake by pigs while minimising the risk to non-target animals.

**Jurisdiction:**

Ground baiting only: Local government areas: Gladstone, Livingstone, North Burnett, Rockhampton, and South Burnett, QLD only.

Ground or aerial baiting: Local government areas: Banana, Balonne, Barcaldine, Barcoo, Blackall-Tambo, Boulia, Bulloo, Burke, Carpentaria, Central Highlands, Charters Towers, Cloncurry, Cook, Croydon, Diamantina, Etheridge, Flinders, Goondiwindi, Isaac, Longreach, McKinlay, Maranoa, Mareeba, Mount Isa, Murweh, Paroo, Quilpie, Richmond, Tablelands, Whitsunday, Western Downs and Winton, QLD only.

**Additional Conditions:**

This permit allows for the use of a product in a manner specified on the permit. Persons who wish to prepare for use and/or use products for the purposes specified in this permit must read, or have read to them, the details and conditions of this permit. Unless otherwise stated, the use of the product must be in accordance with the product label.

*Neighbour Notification*

Neighbours must be notified to allow them to take appropriate action. The notification must advise that steps (e.g. restraint, muzzling) need to be taken to ensure that domestic animals do not gain access to 1080 SODIUM FLUOROACETATE baits or poisoned animals. The notification must specify the dates between which baiting will occur. This notification should be in writing and must be given to all adjoining landholders at least 72 hours in advance. A record of the notifications must be kept.

Baiting must commence within ten days of notification or else another three days' notice of intent to lay baits is required.

#### *Signage*

Signage is compulsory for all land on which baiting occurs. Do not lay Baits until signage is in place. Users must ensure signs are put up immediately before 1080 SODIUM FLUOROACETATE baiting commences on the property. Signs must be placed at all entrances to the Land and at the extremities of the land boundaries fronting a public thoroughfare. This must be done even if the adjoining property is carrying out 1080 SODIUM FLUOROACETATE baiting. These notices must remain up for at least four (4) weeks after the authorised period of bait lay has expired.

Signage must include – date baits laid, contact numbers, toxin name, target animal(s) and a warning that domestic animals and pets can be affected. Signs are to be at least 200 x 200mm and should be printed with red lettering on a white background.

#### *Distance Restrictions*

For ground baiting, baits must be placed at least 150 m from a dwelling; 20 m from permanent or flowing water bodies; 5 m from boundary fences; and 5 m from the edge of formed public roadways. No baits are to be laid on any stock route or reserve for travelling stock without local government approval.

For aerial baiting, baits must be placed at least 500 m from a dwelling when applied by helicopter and 1000 m when applied by fixed wing aircraft, 20 m from permanent or flowing water bodies; 10 m from boundary fences when applied by helicopter and 100 m from boundary fences when applied by fixed wing aircraft; and 10 m from the edge of formed public roadways. No baits are to be laid on any stock route or reserve for travelling stock without local government approval.

#### *Protection of wildlife, fish, crustaceans and environment*

DO NOT contaminate wetlands or watercourses with this product or used containers.

Toxic to birds and other native wildlife. DO NOT feed baits to non-target wildlife including birds. Baiting operations should not occur at times when, or in locations where, birds or other non-target wildlife are likely to be harmed by them. Baiting programs should be timed for when non-target species are least active or least susceptible.

Feral pig baiting campaigns in national parks and conservation areas where dingoes are considered a protected species, mitigation measures such as strategic bait placement and avoidance of baiting during whelping season (September to November) should be adopted to reduce baiting pressure on protected dingo populations.

Information on non-target wildlife distribution, conservation status, habitat preference, diet, body weight and size of home range, can be used to reduce risks posed by baiting programs.

To the extent possible, unconsumed baits should be recovered during and for 7 days after a baiting campaign and be buried in a local authority landfill. If no landfill is available, bury any unused baits 500 mm below the surface pit specifically marked and set up for this purpose, clear of waterways, desirable vegetation and tree roots, in compliance with local state or territory government regulations. Do not burn unconsumed baits.

*Disposal*

Triple rinse containers before disposal. Break, crush or puncture and deliver empty packaging to an approved waste management facility. If an approved waste management facility is not available, bury the empty packaging 500 mm below the surface in a disposal pit specifically marked and set up for this purpose, clear of waterways, desirable vegetation and tree roots, in compliance with local state or territory government regulations. Do not burn unconsumed baits.

Issued by the Australian Pesticides and Veterinary Medicines Authority.



## Julianne Meier

---

**From:** Mark Hogno <MHogno@clcac.com.au>  
**Sent:** Wednesday, 5 April 2023 10:23 AM  
**To:** Julianne Meier  
**Cc:** Hayden Tyrell  
**Subject:** FW: Bait meat  
**Attachments:** PER89572.PDF

**Follow Up Flag:** Follow up  
**Flag Status:** Flagged

[External Email] This email was sent from outside the organisation – be cautious, particularly with links and attachments.

Afternoon Julianne , please see below regards an aerial baiting program in August on 5 of their properties(adjoining) in the shire .

Calculations will be required using the attached permit for aerial baiting . A brief look at it indicates it fits within the required

Fairly big job this one .

Ill call to discuss .

Cheers,Mark

---

**From:** Vanrook Office <vanrook.office@gulfcoast.au>  
**Sent:** Monday, March 27, 2023 11:13 AM  
**To:** Mark Hogno <MHogno@clcac.com.au>  
**Subject:** Bait meat

Hi Mark

The owners have agreed to order 10 tonne of meat for bait which I have ordered. Just need confirmation from you if you can poison it all in mid August and poison pig strength.

Give me a call on 0448070106 if you have any questions.

It will come in frozen, 20kg boxes of 500g pieces. Each pallet will be 1 tonne.

Josh Noon  
Van Rook Station Manager

## BUSINESS PAPERS

---

### 10.2 MONTHLY FINANCIAL REPORT - MARCH 2023

**Attachments:** 10.2.1. Monthly Financial Statements - March 2023 [↓](#)  
10.2.2. Cash - March 2023 [↓](#)  
10.2.3. Rates Report - March 2023 [↓](#)  
10.2.4. Cash Summary [↓](#)

**Author:** Jade Nacario - Manager Finance and Administration

**Date:** 11 April 2023

---

**Key Outcome:** A well governed, responsive Council, providing effective leadership and management, and respecting community values

**Key Strategy:** Maintain a focus on integrity, Accountability and Transparency in all that we do

---

#### Executive Summary:

Presentation of the financial report for 31 March 2023 as required under section 204 of the *Local Government Regulation 2012*. The report is presented for noting and indicates whether Council is progressing satisfactorily against its current budget.

#### RECOMMENDATION:

That Council accepts the Monthly Financial Report, as required under section 204 of the *Local Government Regulation 2012* for the period ended 31 March 2023.

#### FINANCIAL REPORT

The Monthly Finance Reports are prepared in accordance with the reporting requirements of the *Local Government Act 2009* and *Local Government Regulation 2012 s204*.

The following reports for 31 March 2023 are attached for Council's information.

- Statement of Comprehensive Income
- Statement of Comprehensive Income by Category
- Statement of Financial Position
- Cashflow Statement

## BUSINESS PAPERS

### Sustainability Ratios

Indicator	Target	Formula	31 March 2023	Comment
<b>Current Ratio</b> Is Council able to pay off its short-term liabilities with its current assets?	1.5-3.0	Current Assets/Current Liabilities	2.30	Council has 2.36 more current assets than current liabilities
<b>Operating Surplus Ratio</b> Does Council have sufficient operating revenue to meet Council operating costs?	Between 0 & 10%	Surplus/(Deficit) from Operations / Recurrent Revenue	-17.85%	The budget projection is at -9%.
<b>Cash Expense Ratio</b> Has Council properly planned for when payments associated with Council activities are due? Indicates the number of months council can continue paying its immediate expenses without additional cash flows	3 to 6 months	Cash at Bank / Expected cash operating costs for one month	6.08	Indicates Council can pay its operating expenses on the next six months with current cash balance. <b>Note:</b> Based on 22.23 budget
<b>EBITDA Ratio</b> (Earnings Before Income Tax, Depreciation and Amortisation)	Breakeven	Operating Result + Depreciation + QTC Finance Costs / Operating Revenue	\$1,150,043 or 2.82%	The EBIDA Ratio indicates Council's revenue is higher than operating expenses by \$1,150,043.

### Statement of Comprehensive Income

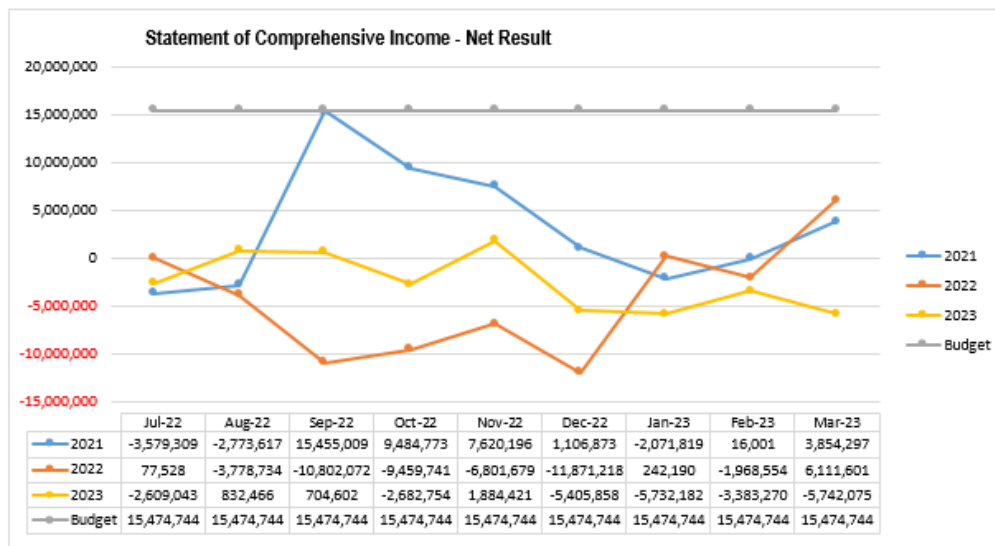
For the eighth month of the financial year 2022/2023, the financial year had elapsed 75%. The comprehensive income statement net result indicated a deficit of \$5,742,075. This is the sum of \$40,805,059 in recurrent revenue, \$48,089,119 in recurrent expenditure and \$1,541,985 in capital revenue. A detailed budget analysis shall be presented at the meeting.

	Actual (1 July 2022 to 31 March 2023)	Budget (1 July 2022 to 30 June 2023)
Recurrent Revenue	40,805,059	69,037,903
Recurrent Expenses	48,089,119	75,185,377
<b>Net Operating</b>	<b>(7,284,060)</b>	<b>(6,147,474)</b>
Capital Revenue	1,541,985	21,622,218
Capital Expense	0	0
<b>Net Result</b>	<b>(5,742,075)</b>	<b>15,474,744</b>

\*Please see attached Comprehensive Income Statement for details.

## BUSINESS PAPERS

The graph below shows the Net Result for the period, with prior year comparatives, against the budget.



### Comprehensive Income Budgets Vs Actuals Variance Analysis

The items noted below are the items with significant variance between actual amounts and the forecasted budget at the start of the financial year.

Item	Actual	Budget	%	Analysis
Rates	7,954,100	8,918,000	89%	<div>↓</div> <p>Actual is lower than budgeted amount.</p> <p>Council rates levy and service charges are issued twice a year, the first levy covers the first six months of the year, and the second levy is for the last sixth months of the financial year. The current actual amount is for the total annual income of Rates and Service Charges. The shortfall in Net rates, levies and charges is due to water consumption not yet being billed yet. When the next Rate Notice is issued in August 2023, it will include water consumption for the prior year, and the accounting treatment will be to accrue the water consumption back to the 2022/2023 financial year.</p>
Interest Income	573,657	220,000	261%	<div>↑</div> <p>Actual is higher than budgeted amount.</p> <p>The favourable variance is a result of increase interest rates this financial year and of Council maintaining higher cash balance on its QTC Investment account.</p>

## BUSINESS PAPERS

Item	Actual	Budget	%	Analysis												
Income from Operations and Sales	5,040,273	7,275,000	69.28%	<div><div>↓</div>Actual is Lower than budgeted amount.</div> <p>The variance is mainly due to Main Roads Projects. The actual income received is based on the council's eligibility to process claims.</p> <table><tr><td></td><td>Actuals</td><td>Budget</td><td>%</td></tr><tr><td>RMPC</td><td>1,255,687</td><td>2,040,000</td><td>62%</td></tr><tr><td>TMR Recoverable Works</td><td>3,682,586</td><td>4,970,000</td><td>74%</td></tr></table> <p>More information about TMR projects will be provided in the Director of Engineering report.</p>		Actuals	Budget	%	RMPC	1,255,687	2,040,000	62%	TMR Recoverable Works	3,682,586	4,970,000	74%
	Actuals	Budget	%													
RMPC	1,255,687	2,040,000	62%													
TMR Recoverable Works	3,682,586	4,970,000	74%													
Operating Grants	26,187,178	51,478,000	50.87%	<div><div>↓</div>Actual is Lower than budgeted amount.</div> <p>Operating grants are mostly made up of Disaster Recovery Funding Arrangements (DRFA) received for restoration of road assets. Other operating grants include financial assistance grants and other program grants.</p> <p>\$45 million dollars of the total operating grants annual budget is for DRFA restoration works. In the last three months, Council had paused its DRFA restoration works due to the wet season. As of the end of this month, the total income recognised for DRFA works is \$23,800,625 which is 53% of the annual budget.</p> <p>DRFA expenses is expected to be lower compared to its annual budget for the same reason.</p>												
Non-Operating Grants	1,541,985	21,622,218	7.13%	<div><div>↓</div>Actual is Lower than budgeted amount.</div> <p>Non-operating grants are funding received for the purpose of constructing roads, buildings, and other infrastructure assets, and purchasing equipment. Due to the nature of this income, the timing of the funding receipt depends on project approval or progress claims.</p> <p>The project team meets regularly to discuss the progress of capital jobs. The risk of project overruns is low.</p>												

## BUSINESS PAPERS

Item	Actual	Budget	%	Analysis												
				This budgeted item of \$21.6 million is significant, and has been impacted by seasonal rains, as extensions of time have been sought for some projects, there is likely to be a carry over budget.												
Employee Costs	10,105,551	6,338,757	63%	<div>↓</div> Actual is Lower than budgeted amount.  The significant variance on Employee Costs are due to the following: <ul style="list-style-type: none"><li>• There are few positions that were budgeted but were not filled until the middle of the financial year (i.e. Asset Manager, Governance Officer, Rural Lands Officer, Graduate Accountant, Childcare Staff)</li><li>• Operational crew who had left employment with council were not replaced. However, these positions were filled by labour hire and this resulted to an increase in the cost of labour hire, which is under the Materials and Services expenses.</li><li>• All employees wages were budgeted against operational expenditures. From 1 July to date a total of \$229,000 wages was costed against Capital Projects and which is not included in the operating employee costs.</li></ul>												
Materials and Services Expenses	33,061,023	55,774,681	59%	<div>↓</div> Actual is Lower than budgeted amount.  The variance on Materials and services operating expenses is expected as Council had paused most of its roads operations due to the wet season.  The table below shows the areas that contributed to the significant variance in Materials and Services Expenses. <table><tr><th></th><th>Actuals</th><th>Budget</th><th>%</th></tr><tr><td>DRFA</td><td>23,014,727</td><td>43,604,367</td><td>53%</td></tr><tr><td>Fleet and Plant</td><td>2,984,294</td><td>3,490,500</td><td>85%</td></tr></table>		Actuals	Budget	%	DRFA	23,014,727	43,604,367	53%	Fleet and Plant	2,984,294	3,490,500	85%
	Actuals	Budget	%													
DRFA	23,014,727	43,604,367	53%													
Fleet and Plant	2,984,294	3,490,500	85%													

## BUSINESS PAPERS

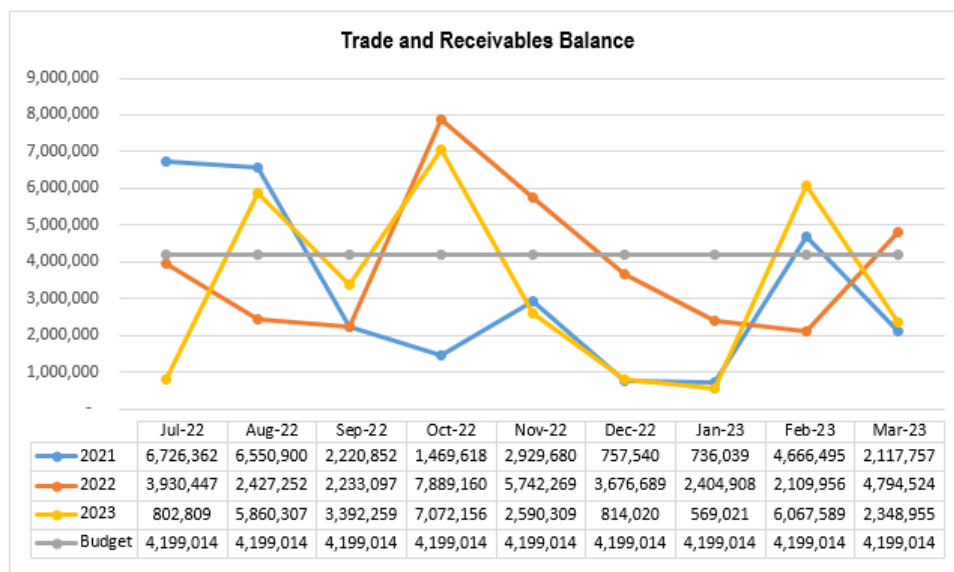
Item	Actual	Budget	%	Analysis												
				<table><tr><td>Parks and Gardens</td><td>535,300</td><td>354,220</td><td>151%</td></tr><tr><td>Staff Housing</td><td>286,668</td><td>163,960</td><td>175%</td></tr><tr><td>Water</td><td>837,385</td><td>937,304</td><td>89%</td></tr></table> <p><b>DRFA</b> – this is expected to be lower than 75% due to the Council pausing its DRFA works due to the wet season which lasted longer than expected this year.</p> <p><b>Fleet and Plant</b> – Council had spent \$1,315,167 on Fuels and Oil on 31 March 2023. The budget adopted for Fuels and Oils this financial year was \$826,000. Based on the trend, the estimated total Fuel and Oil expenditures at the end of the financial year may be double the budgeted amount.</p> <p><b>Parks and Gardens</b> – underbudgeted on the utilization of contractors, plant utilization and materials.</p> <p><b>Staff Housing</b> – the actual costs for this year is lower compared to the last two financial years however the budget for this current financial year is 25% lower than previous years. Due to staffing issue and number of maintenance work done this year, Council had engaged contractors to do work and it resulted to an extra cost that was not on the budget.</p> <p><b>Water</b> – the actual costs of freight and chemicals for Normanton Water operations are significantly higher than the budgeted amount. At 31 March 2023, Freight costs are now at \$37,000 with a budget of \$9,000 and chemicals are at \$263,000 with a budget of \$200,000.</p>	Parks and Gardens	535,300	354,220	151%	Staff Housing	286,668	163,960	175%	Water	837,385	937,304	89%
Parks and Gardens	535,300	354,220	151%													
Staff Housing	286,668	163,960	175%													
Water	837,385	937,304	89%													

### Financial Position Reports

The graph below shows the Council's *Trade and Receivables* balance of \$2,348,955.



## BUSINESS PAPERS



### Rates and Service Charges

The discount period ended on the 30<sup>th</sup> of March 2023. The rates team will commence the debt recovery process in the month of April as per Council's Debt Recovery Policy.

The shortfall in Net rates, levies and charges is due to water consumption not yet being billed yet. When the next Rate Notice is issued in August 2023, it will include water consumption for the prior year, and the accounting treatment will be to accrue the water consumption back to the 2022/2023 financial year.

Please see attachment for the detailed rates and services charges receivables.

### Cash and Cash Receivables

Council has quite a healthy cash balance of \$32.9 million, however there are a number of contract liabilities that need to be deducted to reflect a truer picture of Council's cash.

The attached Cash Summary report shows the Council's cash balances, net of commitments. Council has contract assets from work it has performed but has not yet been paid for such as sales and recoverable works. It also has contract liabilities which represent grant funds that have been received and Council is yet to perform its obligations, such as DRFA payments in advance of restoration works. Council also has provisions such as employee entitlements, that become payable from time to time. These items are shown in the Net of Contract Assets and Liabilities line item and represent \$10,320,676 in outstanding commitments.

After reserves have also been removed from the cash balance, the net Council position before QTC borrowings are repaid is \$6,636,987 million.

Council are asked to consider the appropriateness of the \$7,504,143 million reserve which comprises:

<i>Future Capital Works</i>	<i>1,159,164</i>
<i>Operating Expenditures</i>	<i>80,000</i>
<i>Sustainability</i>	<i>6,264,979</i>

## BUSINESS PAPERS

Officers are developing a Reserves Policy that will guide the future use of reserves, and these reserves have not yet been cash backed. The sustainability reserve was previously \$7,264,979 million but \$1,000,000 has since been allocated to it.

For discussion and feedback.

### **QTC Loans**

Council has no planned borrowings over the next ten years and is committed to paying down existing debt. Council currently has three loans with Queensland Treasury Corporation (QTC), the details are shown below:

Loan Purpose	Quarterly Repayments	Balance	Maturity Date
Glenore Weir	110,412.17	4,190,769	15 March 2035
Karumba Sewerage	66,099.08	1,529,313	15 June 2030
Normanton Water	34,031.88	854,442	15 March 2031
<b>TOTAL</b>	<b>210,543.13</b>	<b>6,574,524</b>	

### **Capital Projects Expenditures**

As at the 31 March 2023, Council had spent \$3.2m on its capital projects. This is 11.76% of the total budgeted amount of \$27.2m. The top five highest budget of the capital projects which is a total of \$15.5m is yet to commence as most of these projects funding were approved after the second quarter of the financial year. It should be noted some of these projects may be pushed out to next financial year due to late funding approvals.

The extended wet season has caused delays in ongoing construction, as contractors are not able to access Normanton or Karumba by road, and this has also caused delays in construction materials being delivered.

Where projects are grant funded, officers are considering going to the funding bodies to request extensions of time if they feel there will be project overruns. It is difficult to know when the rain will stop.

Many of these projects shall be discussed separately in the engineering report.

### **Consultation (Internal/External):**

- Julianne Meier - Director of Corporate Services
- Executive Leadership Team
- Managers and relevant officers

### **Legal Implications:**

- *Local Government Regulation 2012*, section 204:

## **BUSINESS PAPERS**

---

1. The local government must prepare a financial report.
2. The chief executive officer must present the financial report –
  - a. if the local government meets less frequently than monthly—at each meeting of the local government; or
  - b. otherwise — at a meeting of the local government once a month.
3. The financial report must state the progress that has been made in relation to the local government's budget for the period of the financial year up to a day as near as practicable to the end of the month before the meeting is held.

•• *Local Government Act 2009*

**Financial and Resource Implications:**

- The report identifies how Council is tracking against the adopted operational and capital budgets for the financial year.

**Risk Management Implications:**

- Risk is considered low and Council will be advised if major items deviate from the adopted budget and forecasts.

**Carpentaria Shire Council**  
**Statement of Comprehensive Income**  
for the period ended 31 March 2023

	Actual 31-Mar-23	Budget 30-Jun-23	% Variance 75%
<b>Income</b>			
<b>Revenue</b>			
<b>Operating revenue</b>			
Net rates, levies and charges	7,954,100	8,918,000	89.19%
Fees and charges	583,238	547,000	106.62%
Rental income	402,726	600,000	67.12%
Interest received	573,657	219,903	260.87%
Sales revenue	5,040,273	7,275,000	69.28%
Other income	63,887	-	0.00%
Grants, subsidies, contributions and donations	26,187,178	51,478,000	50.87%
<b>Total operating revenue</b>	<b>40,805,059</b>	<b>69,037,903</b>	<b>57.91%</b>
<b>Capital revenue</b>			
Grants, subsidies, contributions and donations	1,541,985	21,622,218	7.13%
<b>Total revenue</b>	<b>42,347,044</b>	<b>90,660,121</b>	<b>44.87%</b>
<b>Capital income</b>			
Total Capital Income	-	-	0.00%
<b>Total income</b>	<b>42,347,044</b>	<b>90,660,121</b>	<b>44.87%</b>
<b>Expenses</b>			
<b>Operating expenses</b>			
Employee benefits	6,342,721	10,105,910	62.76%
Materials and services	33,312,295	54,874,000	60.71%
Finance costs	260,610	357,920	72.81%
Depreciation and amortisation	8,173,493	9,847,547	83.00%
<b>Total operating expenses</b>	<b>48,089,119</b>	<b>75,185,377</b>	<b>63.96%</b>
<b>Capital expenses</b>			
Total Capital expenses	-	-	0.00%
<b>Total expenses</b>	<b>48,089,119</b>	<b>75,185,377</b>	<b>63.96%</b>
<b>Net result</b>	<b>(5,742,075)</b>	<b>15,474,744</b>	<b>-37.11%</b>
<b>Operating result</b>			
Operating revenue	40,805,059	69,037,903	
Operating expenses	48,089,119	75,185,377	
Operating result	(7,284,060)	(6,147,474)	118.49%

## Statement of Financial Position

as at 31 March 2023

	Actual 31-Mar-23	Budget 30-Jun-23
<b>Assets</b>		
<b>Current assets</b>		
Cash and cash equivalents	32,925,760	35,975,943
Trade and other receivables	2,348,955	4,199,014
Inventories	1,135,384	1,143,000
Contract Assets	4,635,715	6,037,000
ATO Receivables	-	718,000
Total current assets	41,045,814	48,072,957
<b>Non-current assets</b>		
Trade and other receivables	90,571	91,000
Property, plant & equipment	281,215,158	286,552,295
Right of use assets	70,084	65,000
Total non-current assets	281,375,812	286,708,295
<b>Total assets</b>	<b>322,421,626</b>	<b>334,781,252</b>
<b>Liabilities</b>		
<b>Current liabilities</b>		
Trade and other payables	664,155	1,544,298
Contract Liabilities	14,956,391	14,162,000
Borrowings	526,632	561,513
Other current liabilities	171,500	100,000
ATO Payable	213,792	-
Provisions	1,308,508	950,000
Total current liabilities	17,840,977	17,317,811
<b>Non-current liabilities</b>		
Contract Liabilities	-	5,000,000
Borrowings	6,047,892	5,653,032
Provisions	1,013,289	2,536,000
Other non-current liabilities	-	100,000
Total non-current liabilities	7,061,182	13,289,032
<b>Total liabilities</b>	<b>24,902,159</b>	<b>30,606,843</b>
<b>Net community assets</b>	<b>297,519,467</b>	<b>304,174,409</b>
<b>Community equity</b>		
Asset revaluation surplus	188,906,478	171,681,649
Retained surplus	108,612,990	132,492,760
<b>Total community equity</b>	<b>297,519,467</b>	<b>304,174,409</b>

**Statement of Cash Flows**  
for the period ended 31 March 2023

Actual  
31-Mar-23      Budget  
30-Jun-23

**Statement of Cash Flows**

**Cash flows from operating activities**

Receipts from customers	15,970,685	16,870,654
Payments to suppliers and employees	(48,613,408)	(70,295,612)
Interest received	573,657	219,750
Rental income	402,726	603,064
Non-capital grants and contributions	26,187,178	56,903,269
Borrowing costs	(260,610)	(307,920)
<b>Net cash inflow from operating activities</b>	<b>(5,739,772)</b>	<b>3,993,205</b>

**Cash flows from investing activities**

Payments for property, plant and equipment	(3,219,295)	(25,405,227)
Grants, subsidies, contributions and donations	1,541,985	21,622,218
<b>Net cash inflow from investing activities</b>	<b>(1,677,310)</b>	<b>(3,783,009)</b>

**Cash flows from financing activities**

<b>Net cash inflow from financing activities</b>	<b>(382,076)</b>	<b>(534,252)</b>
--	------------------	------------------

**Total cash flows**

<b>Net increase in cash and cash equivalent held</b>	<b>(7,799,157)</b>	<b>(324,056)</b>
<b>Opening cash and cash equivalents</b>	<b>40,724,917</b>	<b>36,300,000</b>
<b>Closing cash and cash equivalents</b>	<b>32,925,760</b>	<b>35,975,944</b>



Statement of Comprehensive Income by Category  
for the period ended 31 March 2023

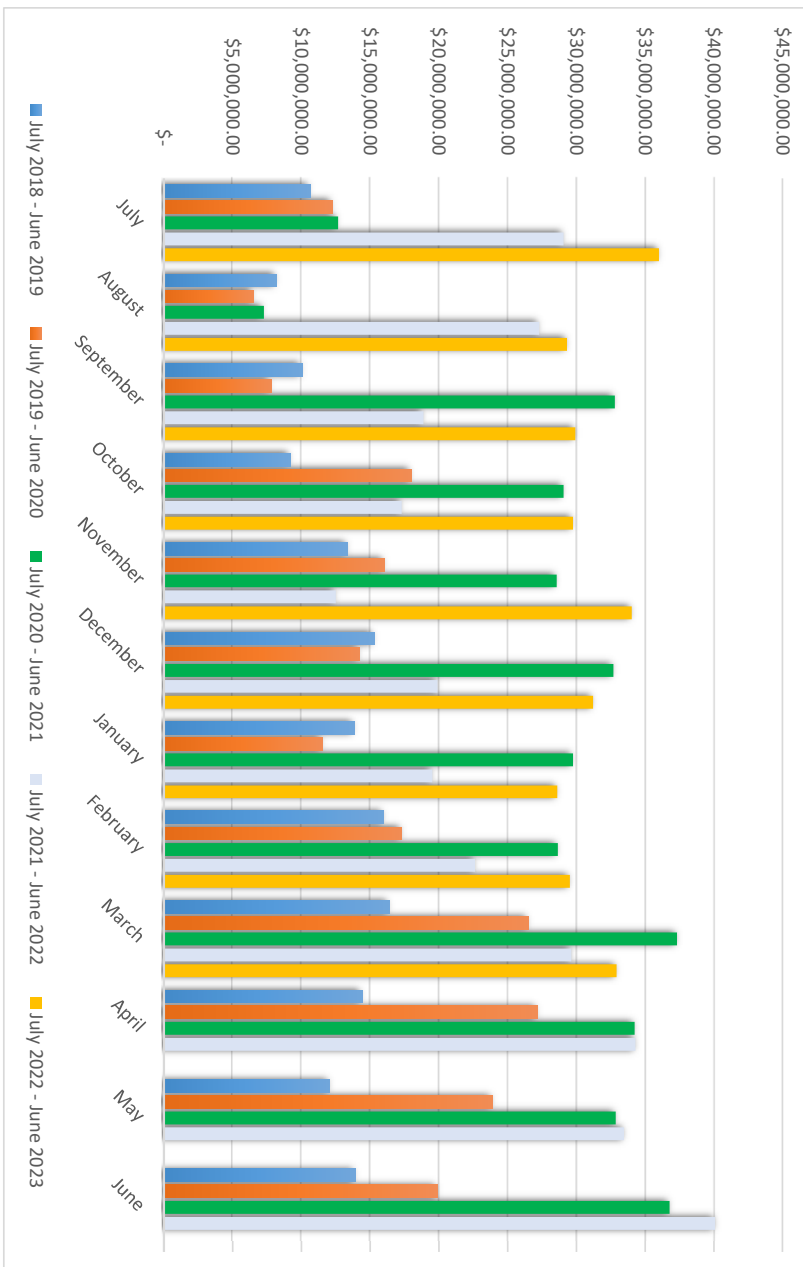
	Core \$	QRA \$	Non-Core \$	Total \$	Budget \$
<b>Income</b>					
<b>Revenue</b>					
<b>Recurrent revenue</b>					
Rates, levies and charges	7,954,100	-	-	7,954,100	8,918,000
Fees and charges	374,031	-	209,207	583,238	547,000
Rental income	90,709	-	312,017	402,726	600,000
Interest received	573,657	-	-	573,657	219,903
Sales revenue	4,949,193	-	91,080	5,040,273	7,275,000
Other income	63,697	-	190	63,887	-
Grants, subsidies, contributions and	2,261,715	23,800,625	124,838	26,187,178	51,478,000
	16,267,102	23,800,625	737,332	40,805,059	69,037,903
<b>Capital revenue</b>					
Grants, subsidies, contributions and	550,195	991,790	-	1,541,985	21,622,218
<b>Total revenue</b>	16,817,297	24,792,415	737,332	42,347,044	90,660,121
Capital income	-	-	-	-	-
<b>Total income</b>	16,817,297	24,792,415	737,332	42,347,044	90,660,121
<b>Expenses</b>					
<b>Recurrent expenses</b>					
Employee benefits	(4,999,430)	(785,898)	(557,393)	(6,342,721)	(10,105,910)
Materials and services	(9,474,728)	(23,014,727)	(822,840)	(33,312,295)	(54,874,000)
Finance costs	(260,610)	-	-	(260,610)	(357,920)
Depreciation	(7,425,657)	-	(747,836)	(8,173,493)	(9,847,547)
	(22,160,424)	(23,800,625)	(2,128,070)	(48,089,119)	(75,185,378)
<b>Capital expenses</b>	-	-	-	-	-
<b>Total expenses</b>	(22,160,424)	(23,800,625)	(2,128,070)	(48,089,119)	(75,185,378)
<b>Net result</b>	(5,343,127)	991,790	(1,390,738)	(5,742,075)	15,474,743
<b>Other comprehensive income</b>					
<b>Items that will not be reclassified to net result</b>					
Increase / (decrease) in asset revaluat	-	-	-	-	-
<b>Total other comprehensive income f</b>	-	-	-	-	-
<b>Total comprehensive income for the</b>	(5,343,127)	991,790	(1,390,738)	(5,742,075)	15,474,743

Non Core activities include Les Wilson Barra Discovery Centre, Hatchery, Barra Bites, Child Care, Gym, Staff Housing and Penisoner Housing



CASH

Cash	July	August	September	October	November	December	January	February	March	April	May	June
2019	\$10,624,212.00	\$8,210,979.00	\$10,052,874.00	\$9,230,314.00	\$13,365,287.00	\$15,294,953.00	\$13,866,629.00	\$16,004,746.00	\$16,406,721.00	\$14,429,103.00	\$12,076,778.00	\$13,940,891.00
2020	\$12,280,567.00	\$6,538,396.00	\$7,802,385.00	\$17,986,246.00	\$16,045,726.00	\$14,253,941.00	\$11,534,551.00	\$17,310,350.00	\$26,505,321.00	\$27,149,119.00	\$23,891,105.00	\$19,895,041.00
2021	\$12,668,763.00	\$7,267,828.00	\$32,799,197.00	\$29,061,031.00	\$28,569,461.00	\$32,701,782.00	\$29,755,429.00	\$28,656,349.42	\$37,318,356.00	\$34,226,338.00	\$32,854,549.00	\$36,769,988.00
2022	\$29,066,133.00	\$27,305,252.00	\$18,876,147.00	\$17,306,164.00	\$12,501,484.00	\$19,906,129.00	\$19,521,847.00	\$22,627,835.00	\$29,625,892.00	\$34,300,881.00	\$33,474,702.00	\$40,097,628.00
2023	\$36,016,895.12	\$29,324,952.00	\$29,916,342.00	\$29,764,622.00	\$34,019,634.00	\$31,208,774.91	\$28,614,115.00	\$29,516,827.00	\$32,925,760.00			



Rates and Service Charges Receivables Report  
March 2023

Number of Assessments

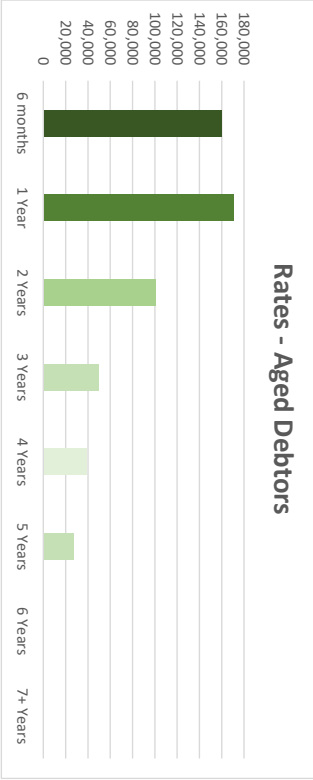
Total Active	1184
Non Valued	349
Valued	834
Non-Rateable, but Utility charges & ESL may still apply. Valuations issued by State Valuations Office	

Payment Arrangements

No. of Assess	Amount
6	118,550

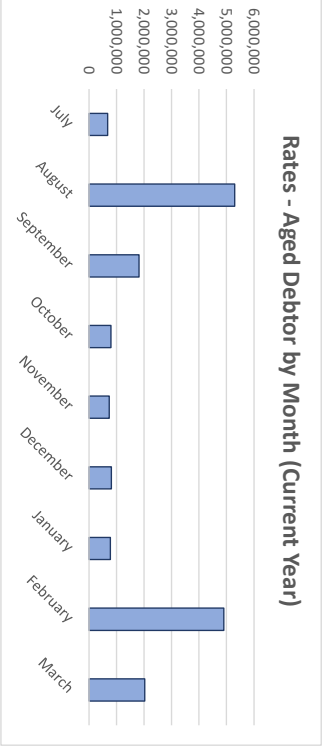
Aged Debtor Breakdown

TOTAL	Legal Fees	Current	6 months	1 Year	2 Years	3 Years	4 Years	5 Years	6 Years	7+ Years
2,028,993	0	1,480,937	159,967	171,157	100,403	49,766	38,913	27,300	551	0



Aged Debtor by Month

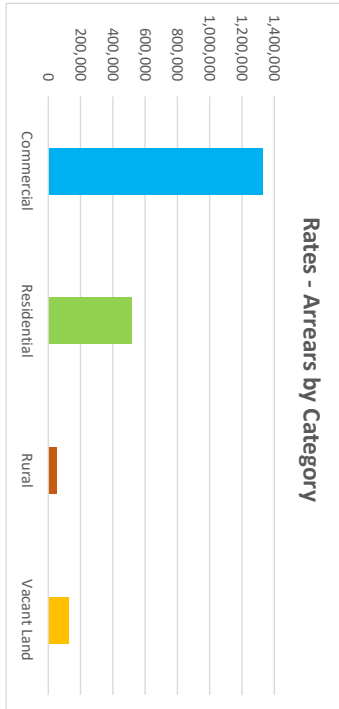
July	August	September	October	November	December	January	February	March	April	May	June
678,953	5,296,730	1,820,687	796,847	733,638	814,405	778,159	4,901,807	2,028,993			



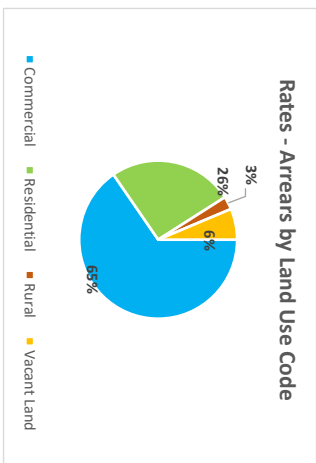
Rates and Service Charges Receivables Report  
March 2023

Interest by Month											
July	August	September	October	November	December	January	February	March	April	May	June
4,899	2,972	8,115	6,632	1,670	8,733	6,170	4,242	5,805			

Aged Debtor Breakdown by Category											
	Total	Current	6 months	1 Year	2 Years	3 Years	4 Years	5 Years	6 Years	7+ Years	
Commercial	1,327,357	1,105,878	57,802	86,603	58,429	6,193	6,613	5,839	0	0	0
Residential	518,672	257,557	85,484	67,722	35,920	34,914	22,853	14,222	0	0	0
Rural	54,711	51,715	1,789	1,207	0	0	0	0	0	0	0
Vacant Land	128,253	65,787	14,891	15,625	6,054	8,659	9,447	7,238	551	0	0
<b>Totals</b>	<b>2,028,993</b>	<b>1,480,937</b>	<b>159,967</b>	<b>171,157</b>	<b>100,403</b>	<b>49,766</b>	<b>38,913</b>	<b>27,300</b>	<b>551</b>	<b>0</b>	<b>0</b>



Breakdown by Land Usage			
Land Usage	No. of Assess	Total	Percentage
Commercial	206	1,327,357	65%
Residential	645	518,672	26%
Rural	55	54,711	3%
Vacant Land	277	128,253	6%
	<b>1,183</b>	<b>2,028,993</b>	

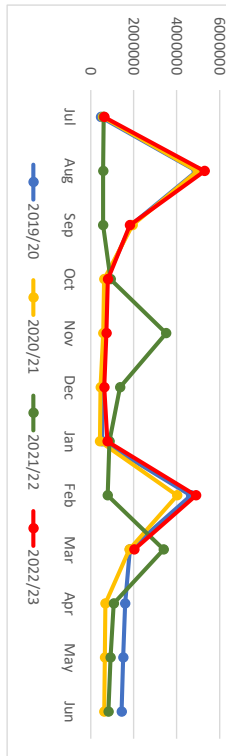


# Historical Comparison by Month

## Rates and Service Charges Receivables Report March 2023

	Jul	Aug	Sep	Oct	Nov	Dec	Jan	Feb	Mar	Apr	May	Jun
2019/20	\$ 470,641	\$ 4,926,161	\$ 1,880,488	\$ 717,757	\$ 630,432	\$ 559,597	\$ 530,335	\$ 4,665,873	\$ 1,822,510	\$ 1,602,662	\$ 1,513,610	\$ 1,437,098
2020/21	\$ 566,141	\$ 4,971,460	\$ 1,944,130	\$ 626,507	\$ 582,667	\$ 459,510	\$ 428,312	\$ 4,020,974	\$ 1,799,963	\$ 682,334	\$ 658,186	\$ 628,928
2021/22	\$ 606,708	\$ 580,412	\$ 573,791	\$ 925,817	\$ 3,508,592	\$ 1,367,235	\$ 873,592	\$ 788,448	\$ 3,394,719	\$ 1,072,555	\$ 921,857	\$ 825,409
2022/23	\$ 630,158	\$ 5,295,845	\$ 1,820,687	\$ 796,847	\$ 733,637	\$ 633,310	\$ 778,159	\$ 4,900,603	\$ 2,028,993			

Rates Outstanding (Historical Comparison)

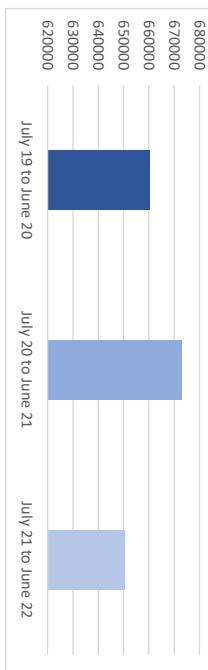


All water consumption started being levied from July, 2022.

### Water Consumption Comparison

Year	Total Cons	\$ Rated
July 18 to June 19	660249	\$ 226,556
July 19 to June 20	673160	\$ 384,477
July 20 to June 21	650686	\$ 507,505
July 21 to June 22		
July 22 to June 23		

### Water Consumption Yearly Comparison



### Water Consumption Comparison by Suburb

Cons Period	Suburb	Total Cons	\$ Rated (estimates)
Jul to Dec 2022	Normanton	243,525	\$215,610
	Karumba		
Jan to Jun 2023	Normanton		
	Karumba		

### Consumption by Suburb





## Accounts Summary

31 March 2023

\$

### General Accounts

Westpac General Operating Accounts	361,300
QTC General Fund	26,422,303
QTC Sewerage Reserve	477,745
QTC Airport Reserve	132,275
QTC Water Supply Reserve	716,313
QTC Land Development Reserve	12,453
QTC Plant Replacement Reserve	3,650,508
QTC Future Capital Grants	150,000
QTC Sustainability Reserve	1,000,000
<b>Total balance held in banks</b>	<b>32,922,898</b>

### Trust Accounts

Queensland Treasury Corporation	91,378
Westpac Bank	42,789
<b>Total balance held in trust</b>	<b>134,167</b>

### Other Balances

CSC Reserve (without QTC Acct)	7,504,143
CSC Provisions	2,321,797
Net of Contract Assets and Liabilities	10,320,676
<b>Total balance reserves, provisions and contract liabilities</b>	<b>20,146,617</b>

<b>Net Council Position before QTC Borrowings</b>	<b>6,636,987</b>
---	------------------

### QTC Borrowings

Karumba Sewerage	1,529,313
Normanton Water Upgrade	854,442
Glenore Weir	4,190,769
<b>Total balance QTC borrowings</b>	<b>6,574,524</b>

<b>Net Council Position after Borrowings</b>	<b>62,463</b>
--	---------------

### CSC Reserves without QTC Account

Future Capital Works	1,159,164
Operating Expenditures	80,000
Sustainability	6,264,979

## BUSINESS PAPERS

---

### 10.3 2022/2023 OPERATIONAL PLAN 3RD QUARTER REVIEW (MARCH 2023)

**Attachments:** 10.3.1. Operational Plan 2022-2023 - Quarter 3 [3](#)

**Author:** Julianne Meier - Director Corporate Services

**Date:** 11 April 2023

---

**Key Outcome:** A well governed, responsive Council, providing effective leadership and management, and respecting community values

**Key Strategy:** Maintain a focus on integrity, Accountability and Transparency in all that we do

---

#### Executive Summary:

The *Local Government Regulation 2012* requires that a local government must for each financial year prepare and by resolution adopt an Annual Operational Plan. A report on the Operational Plan is to be prepared and presented to the Council on a regular basis outlining the progress towards implementing the key initiatives therein.

#### RECOMMENDATION:

That Council notes the third quarter review of the 2022 – 2023 Operational Plan to the 31<sup>st</sup> March 2023.

#### Background:

The Annual Operational Plan 2022/2023 was adopted at the Special Budget meeting held on the 16<sup>th</sup> June 2022. The Operational Plan is an annual document which outlines activities and actions Council will undertake for the financial year.

Section 174 of the *Local Government Regulation 2012* states:

- (1) *A local government must prepare and adopt an annual operational plan for each financial year.*
- (2) *The local government may, but need not, adopt the annual operation plan for a financial year at the same time the local government adopts its budget for the financial year.*
- (3) *The chief executive officer must present a written assessment of the local government's progress towards implementing the annual operational plan at meetings of the local government held at regular intervals of not more than 3 months.*
- (4) *A local government may, by resolution, amend its annual operational plan at any time before the end of the financial year.*
- (5) *A local government must discharge its responsibilities in a way that is consistent with its annual operational plan.*

The attached report shows the progress towards implementing the Annual Operational Plan for 2022/2023 for the third quarter.

## **BUSINESS PAPERS**

---

**Consultation (Internal/External):**

- Chief Executive Officer
- Executive Leadership Team

**Legal Implications:**

- *Local Government Act 2009*
- *Local Government Regulation 2012*

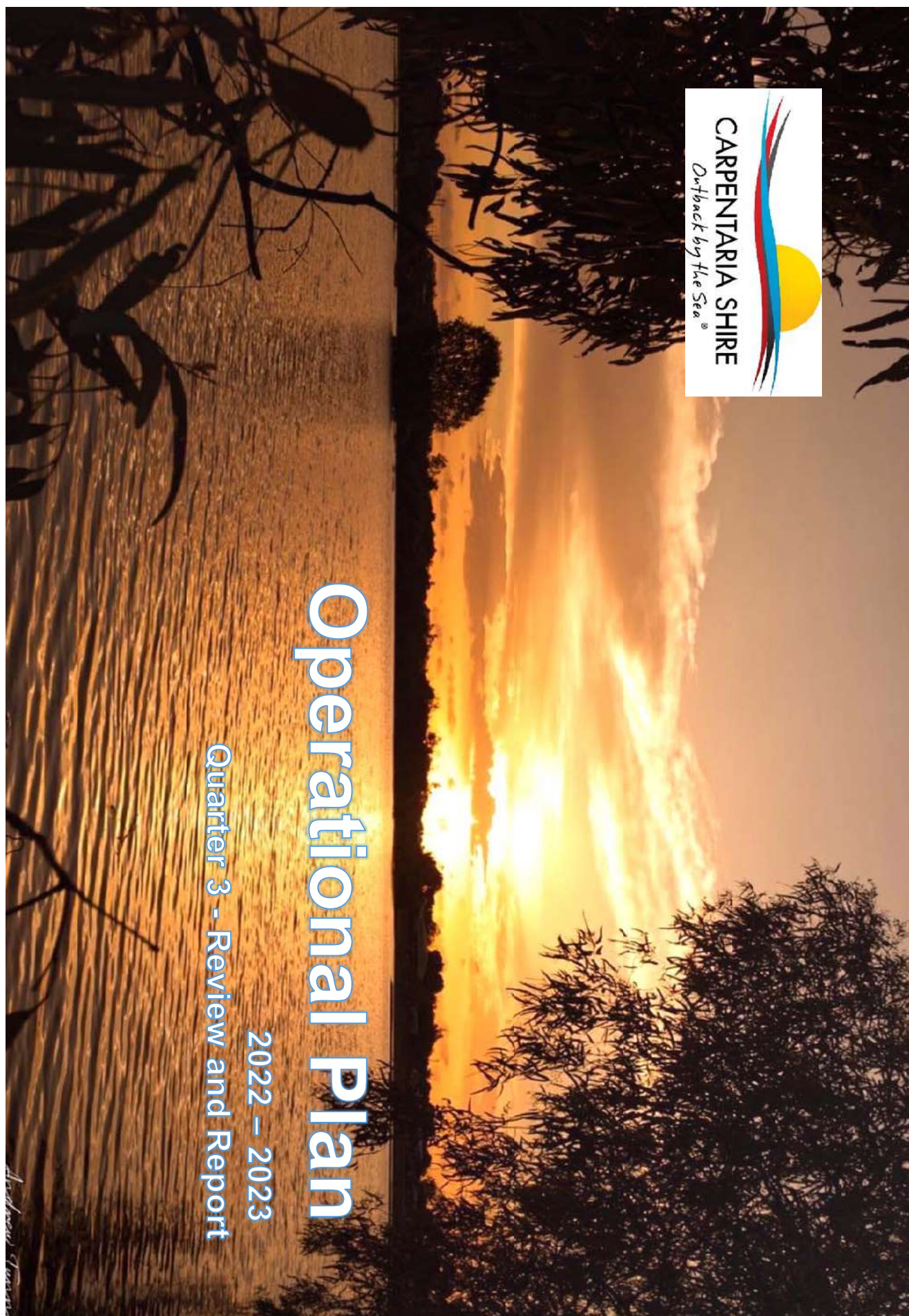
**Financial and Resource Implications:**

- The Operational Plan identifies the annual objectives as defined in Council's Corporate Plan

**Risk Management Implications:**

- Risks are within normal operational parameters.





Operational Plan 2022-2023

## 1 Carpentaria Community

Corporate Outcomes		2022-2023 Key Initiative	
1.1 A safe, healthy, and equitable community that celebrates diversity and enjoys a quality lifestyle.		1.1.1 Implementation of the Youth Strategy for the Shire.	
		1.1.2 Finalisation of standard leases for the community groups who utilise Council facilities.	
		1.1.3 Develop an action plan from the recommendations contained in the Carpentaria Sport and Recreation Plan.	
		1.1.4 Annual review the Local Disaster Management Plan.	

Program	Service	Link	Key Initiative	Performance Measure	Budget	% Complete	Status Commentary	RO
Community and Cultural Development	Community Development	1.1.1	<ul style="list-style-type: none"> <li>Implementation of the Youth Strategy recommendations</li> </ul>	<ul style="list-style-type: none"> <li>Youth Strategy implemented</li> </ul>	In-house	20%	Grant funding applied for to support employing a Youth Officer to deliver the Youth Strategy. First Nations Sport and Rec grant application to be submitted this month as well. Implementation to be carried over to 2023/2024.	MECD
		1.1.2	<ul style="list-style-type: none"> <li>Finalisation of standard leases for the community groups who utilise Council facilities.</li> </ul>	<ul style="list-style-type: none"> <li>Draft leases are presented to Council for Adoption</li> </ul>	Operational Budget	80%	One lease outstanding and is still in negotiations. A meeting has been scheduled to finalise the lease.	MECD
	Sports and Recreation	1.1.3	<ul style="list-style-type: none"> <li>Develop an action plan from the recommendations contained in the Carpentaria Sport and Recreation Plan.</li> </ul>	<ul style="list-style-type: none"> <li>Projects adopted by Council to finalise the Plan</li> </ul>	In-house	10%	Discussions with clubs as to the relevance of some items. A workshop has been scheduled to progress.	MECD

Operational Plan 2022-2023

Program	Service	Link	Key Initiative	Performance Measure	Budget	% Complete	Status Commentary	RO
	Disaster Management	1.1.4	<ul style="list-style-type: none"><li>Annual review the Local Disaster Management Plan.</li></ul>	<ul style="list-style-type: none"><li>Undertake a desktop review of the plan with QFES</li></ul>	Operational Budget	0%	This will be scheduled in the final quarter of the year following any seasonal rains. Likely to be undertaken in April 2023.	CEO

Operational Plan 2022-2023

## 2 Carpentaria Environment

Corporate Outcomes		2022-2023 Key Initiative
2.1 The region's environmental assets including natural areas and resources, open spaces, and agricultural land, are conserved and enhanced for future generations.	2.1.1 Advocate with various government departments on initiatives identified in the Coastal Hazard Adaptation Study and including Karumba Levee pre-feasibility.	2.1.2 Implementation of the recommendations in the Regional Biosecurity Plan.

Program	Service	Link	Key Initiative	Performance Measure	Budget	% Complete	Status Commentary	RO
Coastal Management	Foreshore Protection	2.1.1	<ul style="list-style-type: none"> <li>Implementation of funded initiatives identified in the Coastal Hazard Adaptation Study.</li> <li>Capturing the erosion of the foreshore through photographs from community members (Douglas Shire)</li> </ul>	<ul style="list-style-type: none"> <li>Funding provided to Council secured the necessary approvals to move on the recommendation provided</li> </ul>	In-house Grant Funding	10%	<p>PACP funding approved to undertake foreshore protection works. This will commence following the release of the detailed design from Haskoning.</p> <p>Seeking funding options for the installation of a camera post to capture the foreshore erosion photos</p> <p>Likely to request an extension of time and carry over to 2023/2024.</p>	CEO
Natural Resource Management	Pest Management Operations	2.1.2	<ul style="list-style-type: none"> <li>Implementation of the recommendations in the Regional Biosecurity Plan.</li> </ul>	<ul style="list-style-type: none"> <li>Works undertaken to address the recommendation</li> </ul>	Operational Budget	20%	<p>Regional Biosecurity Plan was adopted by Council, December 22.</p> <p>A Rural Lands Officer has been undertaking weed spraying. Training has been scheduled for 1080 Baiting Program.</p>	CEO



Operational Plan 2022-2023

### 3 Carpentaria Economy

Corporate Outcomes		2022-2023 Key Initiative	
3.1 A dynamic and diverse economy creating industry development and employment opportunities.	3.1.1	Promote and encourage support from interested parties to pursue initiatives in the Economic Development Strategy.	
	3.1.2	Continued participation in the North West Minerals Province with other councils and state government.	
	3.1.3	Promote and encourage support from interested parties to pursue initiatives in the Tourism Strategy.	

Program	Service	Link	Key Initiative	Performance Measure	Budget	% Complete	Status Commentary	RO
Economic Development	Regional Economic Development	3.1.1	<ul style="list-style-type: none"> <li>Promote and encourage support from interested parties to pursue initiatives in the Economic Development Strategy.</li> </ul>	<ul style="list-style-type: none"> <li>10% of initiatives identified in the EDS are progressed before fourth quarter</li> </ul>	Operational Budget	5%	Lilyvale Subdivision is progressing. A contract has been awarded to real estate to progress the sale and marketing of first lots from Stage 1.	MECD
		3.1.2	<ul style="list-style-type: none"> <li>Continued participation in the North West Minerals Province with other councils and state government.</li> </ul>	<ul style="list-style-type: none"> <li>Attendance at 90% of all meetings called and held in relation to the NWMMP</li> </ul>	Operational Budget	85%	The new implementation plan for 2025 was released by the DSDILGP to ELT and Councilors.	CEO MECD
	Business Development	3.1.3	<ul style="list-style-type: none"> <li>Promote and encourage support from interested parties to pursue initiatives in the Tourism Strategy</li> </ul>	<ul style="list-style-type: none"> <li>Workshop held in Region with representatives from within the Industry</li> </ul>	Operational Budget	5%	The Tourism Champion is no longer engaged by Council. Council is in discussions with OOTA in relation to RTO representation and when complete will progress engagement with local operators. Some of the work is now picked up by existing staff	CEO Tourism Champion Barra Hatchery Manager

Operational Plan 2022-2023

Program	Service	Link	Key Initiative	Performance Measure	Budget	% Complete	Status Commentary	RO
							and a new draft Tourism Strategy has been presented to Council.	

Operational Plan 2022-2023

## 4 Carpentaria Governance

Corporate Outcomes	2022-2023 Key Initiative
4.1 A well governed, responsive Council, providing effective leadership and management, and respecting community values.	4.1.1 Annual Review of Strategic Risk Register and Operational Risk Register.
	4.1.2 Implementation of individual asset class management plans.
	4.1.3 Amend the Long-Term Financial Sustainability indicators and develop a sustainability plan highlighting the assumptions that make up the strategy.
	4.1.4 Regional representation on the NWQROC and WQAC.
	4.1.5 Undertake a Local Laws Review of relevant Local Laws
	4.1.6 Develop a transition plan for Finance Enterprise Software

Program	Service	Link	Key Initiative	Performance Measure	Budget	% Complete	Status Commentary	RO
Corporate Governance	Financial Services	4.1.1	<ul style="list-style-type: none"> <li>Ongoing implementation of the Corporate Risk Register and Operational Risk Register.</li> </ul>	<ul style="list-style-type: none"> <li>Registers are regularly used to identify and manage risks across the organisation.</li> </ul>	Operational Budget	5%	Workshop to be arranged with ELT in 4 <sup>th</sup> quarter.	DCS
Engineering	Asset Management	4.1.2	<ul style="list-style-type: none"> <li>Implementation of individual asset class management plans.</li> </ul>	<ul style="list-style-type: none"> <li>Capturing 10 year capital works to optimise asset classes.</li> </ul>	Operational Budget	40%	Contractor engaged, to conduct site visit and prepare individual AMP's. AMP for Buildings, Water and Wastewater have been reviewed, other AMP's being finalised.	CEO DOE
Corporate Governance	Financial Services	4.1.3	<ul style="list-style-type: none"> <li>Adoption and implementation of the Long-Term Financial Sustainability Plan in accordance with</li> </ul>	<ul style="list-style-type: none"> <li>Updated following the completion of the detailed asset management</li> </ul>	Operational Budget	25%	QTC model completed, a date to be scheduled to work with ELT, before presenting to Council.	CEO DCS DOE



Operational Plan 2022-2023

Program	Service	Link	Key Initiative	Performance Measure	Budget	% Complete	Status Commentary	RO
			assumptions that make up the Plan.	plans for the individual asset classes				
Economic Development	Business Development	4.1.4	<ul style="list-style-type: none"> <li>Regional representation on the NWQROC and WQAC.</li> </ul>	<ul style="list-style-type: none"> <li>100% attendance at all NWQROC and WQAC meetings</li> </ul>		90%	CEO, Mayor and Deputy Mayor attended ROC meeting in Cloncurry and Deputy Mayor and CEO are scheduled to attend the next meeting in Hughenden.	CEO
Corporate Governance	Compliance	4.1.5	<ul style="list-style-type: none"> <li>Undertake a Local Laws Review of relevant Local Laws</li> </ul>	<ul style="list-style-type: none"> <li>Identified Local Laws reviewed during the period and presented to Council for adoption.</li> </ul>	Operational Budget	15%	Discussions have been held, and a full review is not required, just some possible amendments. May carry over to 2023/2024.	ELT
Corporate Governance	Governance	4.1.6	<ul style="list-style-type: none"> <li>Develop a transition plan for Finance Enterprise Software</li> </ul>	<ul style="list-style-type: none"> <li>Identification of Finance Modules to transition to the Cloud Version.</li> </ul>	Operational Budget	5%	Discussions have been held at ELT level. Planning to prepare a Project Brief.	ELT
		4.1.7	<ul style="list-style-type: none"> <li>Develop a workforce strategy</li> </ul>	<ul style="list-style-type: none"> <li>Carry out the initiatives contained in the implementation plan.</li> </ul>	Operational Budget	10%	Peak Services engaged to undertake some work. Other initiatives being worked through by ELT.	ELT

*It's a great place to work,  
live and play*

## BUSINESS PAPERS

---

### 10.4 FEES AND CHARGES - 2023/2024

<b>Attachments:</b>	10.4.1. 2023/2024 Fees and Charges <a href="#">↓</a>
<b>Author:</b>	Julianne Meier - Director Corporate Services
<b>Date:</b>	6 April 2023
<b>Key Outcome:</b>	A well governed, responsive Council, providing effective leadership and management, and respecting community values
<b>Key Strategy:</b>	Maintain a focus on excellence in customer service and improvements in service delivery

---

#### Executive Summary:

As part of Council's annual budget setting process, the fees and charges for the next financial year need to be developed and set by Council. This report recommends that Council set the fees and charges effective from the next financial year (from 1 July 2023) in accordance with the attached fees and charges schedule.

#### RECOMMENDATION:

That Council:

1. Adopts the Fees and Charges for the 2023/2024 financial year, effective from 1 July 2023, by:
  - a. Fixing the cost-recovery fees as indicated in the 2023/2024 Fees and Charges Schedule in accordance with section 97(1) of the *Local Government Act 2009*; and
  - b. Fixing all other fees and charges contained in the 2023/2024 Fees and Charges Schedule.
2. Delegates authority to the Chief Executive Officer to set or vary any fee or charge, other than those that are cost-recovery fees, in accordance with section 257(1)(b) of the *Local Government Act 2009*.

#### Background:

The setting of fees and charges each year is a significant decision by Council with direct consequences on the Community and Council. The proposed fees and charges have been developed with the overarching view that Council should pursue an improvement in the operational deficit position while also balancing the needs of the community.

Officers have consulted with managers, executive and Council on the proposed charges for the next financial year. Generally, there has been no increases in fees and charges.

A few new fees have been included in the proposed schedule of fees and charges, including the following:

- Rates Counter Search
- Gymnasiums Weekly Access

Some fee increases have been applied mostly for user pays services such as:

## **BUSINESS PAPERS**

---

- Les Wilson Barramundi Discovery Centre – Hire Café / Art Gallery / Deck
- Les Wilson Barramundi Discovery Centre – Conference Room
- Childcare Services
  - weekly fees increase of \$25
  - daily fees increase of \$5
- Gymnasium Membership
  - annual increase of \$10
  - six monthly increase of \$5

### **Consultation (Internal/External):**

- Council Workshop
- ELT
- Managers

### **Legal Implications:**

- Section 257 of the *Local Government Act 2009*:

This section provides Council with the power to delegate certain powers it holds to other persons, including the Chief Executive Officer. This section is used to delegate the power to set or vary fees and charges, other than those that are cost-recovery fees, to the Chief Executive Officer.
- Section 262(3)(c) of the *Local Government Act 2009*:

This section provides Council with the general power to set fees and charges for services and facilities, other than those that are cost recovery fees. These are known as commercial fees and charges.
- Section 97 of the *Local Government Act 2009*:

This section provides Council with the power to fix cost-recovery fees. This section also prescribes that a cost-recovery fee must not be more than the cost to the local government of taking the action for which the fee is charged. Council cannot delegate this power.

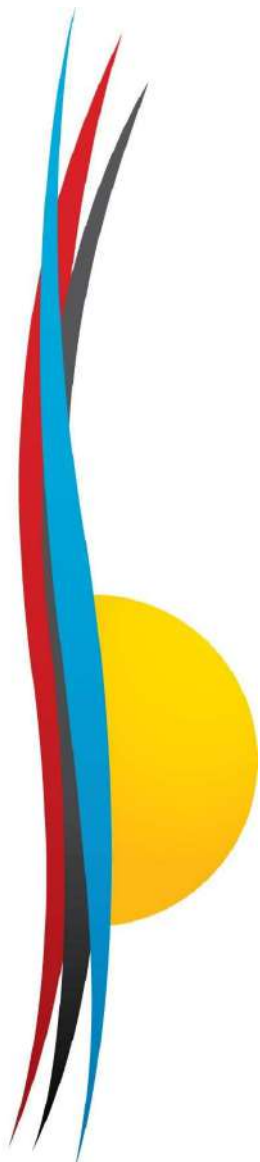
### **Financial and Resource Implications:**

- It can be difficult to estimate the effect the changes will have on Council's overall fees and charges revenue, as fee revenue may vary from year to year depending on a number of factors.

The fees and charges detailed in this report will be published on Council's Website.

### **Risk Management Implications:**

- Compliance with *Local Government Act 2009*



**CARPENTARIA SHIRE**

*Outback by the Sea<sup>®</sup>*

**Carpentaria Shire Council**  
**2023/2024**

**Commercial and Regulatory Fees & Charges**

Adopted Resolution No. 0xxx

## Table of Contents

CUSTOMER SERVICES	3
AIRPORTS	4
ANIMAL CONTROL	4 - 5
BUILDING SERVICES	6 - 7
CEMETERIES	8
CHILDCARE SERVICES	8
CLEANSING/WASTE DISPOSAL	9
LES WILSON BARRAMUNDI CENTRE	10
LIBRARY/VISITOR INFORMATION CENTRES	11
PLANNING	11
PLUMBING & DRAINAGE	12
PRIVATE WORKS	12
RATE SEARCH	13
REGULATORY SERVICES	13 - 16
RIGHT TO INFORMATION	16
SWIMMING POOLS & SPORTS CENTRES	16 - 17
VENUE HIRE	17 - 18
WATER CONNECTIONS	19



Carpentaria Shire Council

2023-2024 Fees and Charges

Fee and Charge Description	Fee Type	Authorising Legislation or Local Law/Relevant Provision(s)	Fee (incl GST) 2023/2024	GST Incl	GL Number	Income Expenditure IE
<b>CUSTOMER SERVICES</b>						
<b>Photocopying / Printing</b>						
Photocopying <i>(plus 15c per copy on colour paper if available)</i>						
Up to 10 A4 copies (black and white) - per page	Commercial/Service Fee	Local Government Act 2009, s262(3)(c)	0.50	Y	550112	1560 Other Fees & Charges
10 or more A4 copies (black and white) - per page	Commercial/Service Fee	Local Government Act 2009, s262(3)(c)	0.30	Y	550112	1560 Other Fees & Charges
Photocopying A3 (black and white) - per page	Commercial/Service Fee	Local Government Act 2009, s262(3)(c)	1.00	Y	550112	1560 Other Fees & Charges
Colour photocopying A4 - per page	Commercial/Service Fee	Local Government Act 2009, s262(3)(c)	1.50	Y	550112	1560 Other Fees & Charges
Colour photocopying A3 - per page	Commercial/Service Fee	Local Government Act 2009, s262(3)(c)	2.00	Y	550112	1560 Other Fees & Charges
Funeral booklet A5 - per book max 12 (A5) pages, additional pages as per copy cost	Commercial/Service Fee	Local Government Act 2009, s262(3)(c)	3.00	Y	550112	1560 Other Fees & Charges
MAPS A3 - per page	Commercial/Service Fee	Local Government Act 2009, s262(3)(c)	10.00	Y	550112	1560 Other Fees & Charges
MAPS A1 - per page	Commercial/Service Fee	Local Government Act 2009, s262(3)(c)	20.00	Y	550112	1560 Other Fees & Charges
MAPS A4 - per page	Commercial/Service Fee	Local Government Act 2009, s262(3)(c)	5.00	Y	550112	1560 Other Fees & Charges
<b>Laminating</b>						
Laminating per A4 sheet	Commercial/Service Fee	Local Government Act 2009, s262(3)(c)	4.00	Y	550112	1560 Other Fees & Charges
Laminating per A3 sheet	Commercial/Service Fee	Local Government Act 2009, s262(3)(c)	6.00	Y	550112	1560 Other Fees & Charges
<b>Binding</b>						
Binding - per bound article <i>(col only)</i>	Commercial/Service Fee	Local Government Act 2009, s262(3)(c)	15.00	Y	550112	1560 Other Fees & Charges
<b>Facsimile</b>						
Facsimile - 1st page	Commercial/Service Fee	Local Government Act 2009, s262(3)(c)	5.00	Y	550112	1560 Other Fees & Charges
Facsimile - additional pages	Commercial/Service Fee	Local Government Act 2009, s262(3)(c)	1.00	Y	550112	1560 Other Fees & Charges
Facsimile receiving	Commercial/Service Fee	Local Government Act 2009, s262(3)(c)	1.00	Y	550112	1560 Other Fees & Charges
<b>Scanning</b>						
Scanning - A4 or A3 (send to email only, up to maximum of 5 pages, additional page 0.50)	Commercial/Service Fee	Local Government Act 2009, s262(3)(c)	5.00	Y	550112	1560 Other Fees & Charges
<b>Council Security Keys/SALTO Fobs</b>						
Replacement of Council issued key/SALTO fob <i>(damaged or lost)</i>	Commercial/Service Fee	Local Government Act 2009, s262(3)(c)	20.00	Y	550112	1560 Other Fees & Charges





Carpentaria Shire Council

2023-2024 Fees and Charges

Fee and Charge Description	Fee Type	Authorising Legislation or Local Law/Relevant Provision(s)	Fee (incl GST) 2023/2024	GST Incl	GL Number	Income Expenditure IE
<b>AIRPORTS</b>						
<b>Landing Fees</b>						
Normanton - Per Tonne or part thereof	Commercial/Service Fee	Local Government Act 2009, s262(3)(c)	19.00	Y	150512	1571 Airport Fees
Karumba - Per Tonne or part thereof	Commercial/Service Fee	Local Government Act 2009, s262(3)(c)	19.00	Y	150522	1571 Airport Fees
<b>Passenger Fees</b>						
Per Passenger Fee [APT Flights and Charter Flights] for each take off and landing						
Normanton	Commercial/Service Fee	Local Government Act 2009, s262(3)(c); s 14 Local Law No 7 (Amendances) 2015	19.00	Y	150512	1571 Airport Fees
Karumba	Commercial/Service Fee	Local Government Act 2009, s262(3)(c); s 14 Local Law No 7 (Amendances) 2015	19.00	Y	150522	1571 Airport Fees
<b>Aircraft Parking Charges - Normanton &amp; Karumba</b>						
6 Months	Commercial/Service Fee	Local Government Act 2009, s262(3)(c)	770.00	Y	Ntn: 150512 Kba: 150522	1571 Airport Fees
12 months	Commercial/Service Fee	Local Government Act 2009, s262(3)(c)	1,325.00	Y	Ntn: 150512 Kba: 150522	1571 Airport Fees
<b>ANIMAL CONTROL</b>						
<b>Cattle and Horses</b>						
Pound release fee per head	Cost Recovery Fee	Local Government Act 2009, s 97(1)(2)(c)	110.00	N	Ntn: 500212 Kba: 500222	1521 Animal Fines and Penalties
Sustenance	Cost Recovery Fee	Local Government Act 2009, s 97(1)(2)(c)	At Cost	N	Ntn: 500212 Kba: 500222	1521 Animal Fines and Penalties
Transport of livestock	Cost Recovery Fee	Local Government Act 2009, s 97(2)(c)	At Cost	N	Ntn: 500212 Kba: 500222	1522 Animal Misc Fees
<b>Town Common - (No stallions permitted)</b>						
Cattle and Horses annual licence fee for agistment per head	Commercial/Service Fee	Local Government Act 2009, s262(3)(c)	72.00	N	Ntn: 500212 Kba: 500222	1522 Animal Misc Fees
<b>Animal Traps</b>						
Hog Hoppers (Security Deposit)	Bond	Local Government Act 2009, s262(3)(c)	110.00	N	900937	
Dog Traps (Security Deposit)	Bond	Local Government Act 2009, s262(3)(c)	110.00	N	900937	
Cat Traps (Security Deposit)	Bond	Local Government Act 2009, s262(3)(c)	110.00	N	900937	
<b>Dog Registration Fees</b>						
Whole Male or Female per dog	Cost Recovery Fee	Local Government Act 2009, s 97(2)(c)	22.00	N	Ntn: 500212 Kba: 500222	1523 Animal Registration
Desexed Male or Female per dog	Cost Recovery Fee	Local Government Act 2009, s 97(2)(c)	11.00	N	Ntn: 500212 Kba: 500222	1523 Animal Registration
[NOTE: At the time of registration of a desexed animal, proof of desexing (i.e. veterinary certificate or ear tattoo) must be shown to the registration officer.]						
Aged Person Dog [Limit to one dog - guide dogs no fee]	Cost Recovery Fee	Local Government Act 2009, s 97(2)(c)	4.00	N	Ntn: 500212 Kba: 500222	1523 Animal Registration
Replacement tags each	Commercial/Service Fee	Local Government Act 2009, s 97(2)(c)	5.00	N	Ntn: 500212 Kba: 500222	1522 Animal Misc Fees



Fee and Charge Description	Fee Type	Authorising Legislation or Local Law/Relevant Provision(s)	Fee (incl GST) 2023/2024	GST Incl	GL Number	Income Expenditure IE
<b>Regulated Dog Registration Fees</b>						
Restricted Dog Permit - Initial (includes signage and tag) <i>[Restricted Dogs Only]</i> .	Cost Recovery Fee	<i>Local Government Act 2009, s 97(2)(a); s 83 Animal Management (Cats and Dogs) Act 2008</i>	<b>500.00</b>	N	Ntn: 500212 Kba: 500222	1523 Animal Registration
Regulated Dog Registration - Initial (includes signage and tag) <i>[Menacing and Dangerous Dog]</i>	Cost Recovery Fee	<i>Local Government Act 2009, s 97(2)(a)</i>	<b>265.00</b>	N	Ntn: 500212 Kba: 500222	1523 Animal Registration
Regulated Dog Registration - Annual Renewal <i>[Restricted, Menacing and Dangerous Dog]</i>	Cost Recovery Fee	<i>Local Government Act 2009, s 97(2)(a)</i>	<b>55.00</b>	N	Ntn: 500212 Kba: 500222	1523 Animal Registration
Regulated Dog Collar (additional/replacement)	Commercial/Service Fee	<i>Local Government Act 2009, s 262(3)(c)</i>	<b>40.00</b>	N	Ntn: 500212 Kba: 500222	1523 Animal Registration
Regulated Dog Signage - Metal (additional/replacement)	Commercial/Service Fee	<i>Local Government Act 2009, s 262(3)(c)</i>	<b>48.00</b>	N	Ntn: 500212 Kba: 500222	1523 Animal Registration
Regulated Dog Signage - Conflure (additional/replacement)	Commercial/Service Fee	<i>Local Government Act 2009, s 262(3)(c)</i>	<b>20.00</b>	N	Ntn: 500212 Kba: 500222	1523 Animal Registration
Replacement tag each	Commercial/Service Fee	<i>Local Government Act 2009, s 262(3)(c)</i>	<b>20.00</b>	N	Kba: 500222	1523 Animal Registration
<b>Keeping of animals</b>						
More than 2 dogs over the age of 3 months on an allotment in a designated town area (animal breeder approval)	Cost Recovery Fee	<i>Local Government Act 2009, s 97(2)(a); s 6 Local Law No. 2 (Animal Management) 2015</i>	<b>220.00</b>	N	Ntn: 500212 Kba: 500222	1523 Animal Registration
[NOTE: For Multiple Units or Dwellings, an application may be submitted, and fee waiver provided subject to approval.]						
More than 2 cats over the age of 3 months on an allotment in a designated town area (animal breeder approval)	Cost Recovery Fee	<i>Local Government Act 2009, s 97(2)(a); s 6 Local Law No. 2 (Animal Management) 2015</i>	<b>220.00</b>	N	Ntn: 500212 Kba: 500222	1523 Animal Registration
<b>More than 1 horse or donkey on an allotment in a designated town area</b>						
1 or more cows or bulls on an allotment in a designated town area	Cost Recovery Fee	<i>Local Government Act 2009, s 97(2)(a); s 6 Local Law No. 2 (Animal Management) 2015</i>	<b>22.00</b>	N	Ntn: 500212 Kba: 500222	1523 Animal Registration
1 or more sheep, goats, alpacas or llamas on an allotment in a designated town area	Cost Recovery Fee	<i>Local Government Act 2009, s 97(2)(a); s 6 Local Law No. 2 (Animal Management) 2015</i>	<b>22.00</b>	N	Ntn: 500212 Kba: 500222	1523 Animal Registration
1 or more roosters on an allotment in a designated town area	Cost Recovery Fee	<i>Local Government Act 2009, s 97(2)(a); s 6 Local Law No. 2 (Animal Management) 2015</i>	<b>22.00</b>	N	Ntn: 500212 Kba: 500222	1523 Animal Registration
More than 20 poultry on an allotment in a designated town area	Cost Recovery Fee	<i>Local Government Act 2009, s 97(2)(a); s 6 Local Law No. 2 (Animal Management) 2015</i>	<b>22.00</b>	N	Ntn: 500212 Kba: 500222	1523 Animal Registration
1 or more deer on an allotment in a designated town area	Cost Recovery Fee	<i>Local Government Act 2009, s 97(2)(a); s 6 Local Law No. 2 (Animal Management) 2015</i>	<b>22.00</b>	N	Ntn: 500212 Kba: 500222	1523 Animal Registration
1 or more pigs (domestic) on an allotment in a designated town area	Cost Recovery Fee	<i>Local Government Act 2009, s 97(2)(a); s 6 Local Law No. 2 (Animal Management) 2015</i>	<b>22.00</b>	N	Ntn: 500212 Kba: 500222	1523 Animal Registration
More than 5 ducks or geese on an allotment in a designated town area	Cost Recovery Fee	<i>Local Government Act 2009, s 97(2)(a); s 6 Local Law No. 2 (Animal Management) 2015</i>	<b>22.00</b>	N	Ntn: 500212 Kba: 500222	1523 Animal Registration
<b>Miscellaneous Dog Fees</b>						
Pound release fee/ <i>registered &amp; de-sexed dog</i> . First pound release for registered dog - no charge.	Cost Recovery Fee	<i>Local Government Act 2009, s 97(2)(a); s 83 Animal Management (Cats and Dogs) Act 2009</i>	<b>78.00</b>	N	Ntn: 500212 Kba: 500222	1521 Animal Fines and Penalties
Pound release fee/ <i>registered dog</i> . First pound release for registered dog - no charge.	Commercial/Service Fee	<i>Local Government Act 2009, s 262(3)(c)</i>	<b>170.00</b>	N	Ntn: 500212 Kba: 500222	1521 Animal Fines and Penalties
Pound release fee for unregistered dog - includes registration	Commercial/Service Fee	<i>Local Government Act 2009, s 262(3)(c)</i>	<b>330.00</b>	N	Ntn: 500212 Kba: 500222	1521 Animal Fines and Penalties
Penalty for unregistered dog over the age of 3 months	Commercial/Service Fee	<i>Local Government Act 2009, s 262(3)(c)</i>	<b>2 Penalty Units + Registration Fee</b>	N	Ntn: 500212 Kba: 500222	1521 Animal Fines and Penalties
Penalty for keeping of more than two dogs and/or cats as pets [permit to be applied for separately]	Commercial/Service Fee	<i>Local Government Act 2009, s 262(3)(c)</i>	<b>2 Penalty Units</b>	N	Ntn: 500212 Kba: 500222	1521 Animal Fines and Penalties



Carpentaria Shire Council

2023-2024 Fees and Charges

Fee and Charge Description	Fee Type	Authorising Legislation or Local Law/Relevant Provision(s)	Fee (incl GST) 2023/2024	GST Incl	GL Number	Income Expenditure IE
<b>BUILDING SERVICES</b>						
<b>Bonds</b>						
Building Bond on relocatable/transportable buildings. Refundable on completion and after Certificate of Occupancy/ Classification is issued	Bond	Local Government Act 2009 s47	3,195.00	N	900950	
Building bond for protection of road reserve for commercial or multi unit development	Bond	Local Government Act 2009 s47	6,395.00	N	900950	
Bond required for demolition of commercial or multi unit structure	Bond	Local Government Act 2009 s86(1)	6,395.00	N	900950	
Bond required for demolition or removal of structures containing asbestos	Bond	Local Government Act 2009 s86(1)	6,395.00	N	900950	
<b>Building Record Searches</b>						
Building plans and photocopying (A4 & A3)	Cost Recovery Fee	Local Government Act 2009, s262(3)(c)	125.00	N	151911	1580 Building & Development Fees - Other
Building file search - Domestic	Cost Recovery Fee	Local Government Act 2009, s262(3)(c)	305.00	N	151911	1580 Building & Development Fees - Other
Building file search - Commercial	Cost Recovery Fee	Local Government Act 2009, s262(3)(c)	485.00	N	151911	1580 Building & Development Fees - Other
<b>Application Assessments</b>						
New dwelling single unit less than 150m <sup>2</sup>	Cost Recovery Fee	Local Government Act 2009, s 97(2)(a)	1,215.00	Y	151911	1581 Building Application Fees
New dwelling single unit more than 150m <sup>2</sup>	Cost Recovery Fee	Local Government Act 2009, s 97(2)(a)	1,400.00	Y	151911	1581 Building Application Fees
Residential Class 10 Shed / Carport / Patio less than 20m <sup>2</sup>	Cost Recovery Fee	Local Government Act 2009, s 97(2)(a)	145.00	Y	151911	1581 Building Application Fees
Residential Class 10 Shed/Carport/Patio between 20m <sup>2</sup> and 50m <sup>2</sup>	Cost Recovery Fee	Local Government Act 2009, s 97(2)(a)	330.00	Y	151911	1581 Building Application Fees
Residential Class 10 Shed/Carport/Patio more than 50m <sup>2</sup>	Cost Recovery Fee	Local Government Act 2009, s 97(2)(a)	580.00	Y	151911	1581 Building Application Fees
Industrial Storage Shed Class 7A	Cost Recovery Fee	Local Government Act 2009, s 97(2)(a)	665.00	Y	151911	1581 Building Application Fees
Industrial Class 10 Shed/Carport/Garage or the like less than 20m <sup>2</sup>	Cost Recovery Fee	Local Government Act 2009, s 97(2)(a)	145.00	Y	151911	1581 Building Application Fees
Industrial Class 10 Shed/Carport/Garage or the like between 20m <sup>2</sup> and 50m <sup>2</sup>	Cost Recovery Fee	Local Government Act 2009, s 97(2)(a)	330.00	Y	151911	1581 Building Application Fees
Industrial Class 10 Shed/Carport/Garage or the like more than 50m <sup>2</sup>	Cost Recovery Fee	Local Government Act 2009, s 97(2)(a)	580.00	Y	151911	1581 Building Application Fees
Alterations and/or extensions less than \$100,000.00	Cost Recovery Fee	Local Government Act 2009, s 97(2)(a)	1,080.00	Y	151911	1581 Building Application Fees
Alterations and/or extensions more than \$100,000.00	Cost Recovery Fee	Local Government Act 2009, s 97(2)(a)	1,400.00	Y	151911	1581 Building Application Fees
New multiple dwelling or duplex	Cost Recovery Fee	Local Government Act 2009, s 97(2)(a)	1,275.00 + 195.00 per unit	Y	151911	1581 Building Application Fees
Commercial Application Classes 1b, 3, 4, 5, 6, 7, 8 & 9	Cost Recovery Fee	Local Government Act 2009, s 97(2)(a)	3,955.00	Y	151911	1581 Building Application Fees
Commercial Application Classes 1b, 3, 4, 5, 6, 7, 8 & 9 less than 300m <sup>2</sup>	Cost Recovery Fee	Local Government Act 2009, s 97(2)(a)	1,740.00	Y	151911	1581 Building Application Fees
Fence / Sign / Retaining Wall or any other miscellaneous structure	Cost Recovery Fee	Local Government Act 2009, s 97(2)(a)	360.00	Y	151911	1581 Building Application Fees



Carpentaria Shire Council

2023-2024 Fees and Charges

Fee and Charge Description	Fee Type	Authorising Legislation or Local Law/Relevant Provision(s)	Fee (incl GST) 2023/2024	GST Incl	GL Number	Income Expenditure IE
Above ground pools with fencing	Cost Recovery Fee	Local Government Act 2009, s 97(2)(c)	800.00	Y	151911	1581 Building Application Fees
In ground pools with fencing	Cost Recovery Fee	Local Government Act 2009, s 97(2)(c)	1,045.00	Y	151911	1581 Building Application Fees
Demolition of structure, Domestic (Fee includes Bulk or Commercial Waste charges)	Cost Recovery Fee	Local Government Act 2009, s 97(2)(c)	700.00	N	151911	1581 Building Application Fees
Demolition of structure, Commercial (Fee does not include Bulk or Commercial Waste charges)	Cost Recovery Fee	Local Government Act 2009, s 97(2)(c)	1,185.00	N	151911	1581 Building Application Fees
Amendments to approved plans (minor)	Cost Recovery Fee	Local Government Act 2009, s 97(2)(c)	115.00	N	151911	1581 Building Application Fees
Amendments to approved plans less than 2 hours assessment	Cost Recovery Fee	Local Government Act 2009, s 97(2)(c)	395.00	N	151911	1581 Building Application Fees
Amendments to approved plans major more than 2 hours assessment	Cost Recovery Fee	Local Government Act 2009, s 97(2)(c)	650.00	N	151911	1581 Building Application Fees
Archiving of Private Certifiers Documents	Cost Recovery Fee	Local Government Act 2009, s 97(2)(c)	160.00	N	151911	1581 Building Application Fees
Non specific assessment all classes, per hour fee applies	Cost Recovery Fee	Local Government Act 2009, s 97(2)(c)	245.00	Y	151911	1581 Building Application Fees
Resubmitted applications	Cost Recovery Fee	Local Government Act 2009, s 97(2)(c)	535.00	N	151911	1581 Building Application Fees
Extension of time to Building Permit	Cost Recovery Fee	Local Government Act 2009, s 97(2)(c)	150.00	N	151911	1581 Building Application Fees
Roadworks Permit	Cost Recovery Fee	Local Government Act 2009, s 97(2)(c)	110.00	N	151911	1581 Building Application Fees



Carpentaria Shire Council

2023-2024 Fees and Charges

Fee and Charge Description	Fee Type	Authorising Legislation or Local Law/Relevant Provision(s)	Fee (incl GST) 2023/2024	GST Incl	GL Number	Income Expenditure IE
<b>CEMETERIES</b>						
<b>Normanton and Karumba</b>						
Burial Fee (including 2 viewings if requested)	Commercial/Service Fee	Local Government Act 2009, s262(3)(c)	3,860.00	Y	Ntn: 400812 Kba: 400822	1561 Cemetery Charges
Additional Viewings (per viewing)	Commercial/Service Fee	Local Government Act 2009, s262(3)(c)	310.00	Y	Ntn: 400812 Kba: 400822	1561 Cemetery Charges
<i>Standard Brass Plaques (\$330.00) included in above cost for Lawn Cemetery / Karumba Cemetery only (additional cost for other than standard) Plaques other than Lawn Cemetery at cost plus postage and administration charge.</i>						
Pit Reservation	Commercial/Service Fee	Local Government Act 2009, s262(3)(c)	165.00	Y	Ntn: 400812 Kba: 400822	1561 Cemetery Charges
Plaque - Memorial Wall	Commercial/Service Fee	Local Government Act 2009, s262(3)(c)	POA	Y	Ntn: 400812 Kba: 400822	1561 Cemetery Charges
Interment of Ashes - Memorial Wall (Niche)	Commercial/Service Fee	Local Government Act 2009, s262(3)(c)	235.00	Y	Ntn: 400812 Kba: 400822	1561 Cemetery Charges
Hearse Transfer - Airport / Hospital	Commercial/Service Fee	Local Government Act 2009, s262(3)(c)	210.00	Y	Ntn: 400812 Kba: 400822	1561 Cemetery Charges
Hearse Transport - per hour	Commercial/Service Fee	Local Government Act 2009, s262(3)(c)	61.00	Y	Ntn: 400812 Kba: 400822	1561 Cemetery Charges
Body Transfer Normanton	Commercial/Service Fee	Local Government Act 2009, s262(3)(c)	210.00	Y	Ntn: 400812 Kba: 400822	1561 Cemetery Charges
Body Transfer Karumba	Commercial/Service Fee	Local Government Act 2009, s262(3)(c)	420.00	Y	Ntn: 400812 Kba: 400822	1561 Cemetery Charges
Accident scene to hospital transfer - per kilometre	Commercial/Service Fee	Local Government Act 2009, s262(3)(c)	2.00	Y	Ntn: 400812 Kba: 400822	1561 Cemetery Charges
Accident scene to hospital transfer - minimum charge	Commercial/Service Fee	Local Government Act 2009, s262(3)(c)	210.00	Y	Ntn: 400812 Kba: 400822	1561 Cemetery Charges
Coffin Only	Commercial/Service Fee	Local Government Act 2009, s262(3)(c)	1,050.00	Y	Ntn: 400812 Kba: 400822	1561 Cemetery Charges
Burials at other than Normanton and Karumba Cemeteries	Commercial/Service Fee	Local Government Act 2009, s262(3)(c)	POA	Y	Ntn: 400812 Kba: 400822	1561 Cemetery Charges
<b>CHILDCARE SERVICES</b>						
Weekly	Commercial/Service Fee	Local Government Act 2009, s262(3)(c)	475.00	N	400712	1590 Childcare Fees and Charges
Daily	Commercial/Service Fee	Local Government Act 2009, s262(3)(c)	95.00	N	400712	1590 Childcare Fees and Charges
Half Day (Subject to availability)	Commercial/Service Fee	Local Government Act 2009, s262(3)(c)	47.00	N	400712	1590 Childcare Fees and Charges
Late Fee - first 5 mins (At discretion of Childcare Director)	Commercial/Service Fee	Local Government Act 2009, s262(3)(c)	58.00	N	400712	1590 Childcare Fees and Charges
Late Fee - every minute after first 5 minutes (As above)	Commercial/Service Fee	Local Government Act 2009, s262(3)(c)	7.00	N	400712	1590 Childcare Fees and Charges
Bond: Enrolment Fee	Bond	Local Government Act 2009, s262(3)(c)	110.00	N	400712	1590 Childcare Fees and Charges



Carpentaria Shire Council

2023-2024 Fees and Charges

Fee and Charge Description	Fee Type	Authorising Legislation or Local Law/Relevant Provision(s)	Fee (incl GST) 2023/2024	GST Incl	GL Number	Income Expenditure IE
<b>CLEANING / WASTE DISPOSAL</b>						
Short term use of wheelele bin per week or part thereof per bin [no garbage collection service]	Commercial/Service Fee	Local Government Act 2009, s262(3)(c)	34.00	Y	450212	1584 Waste Fees
Short term use of wheelele bin per week or part thereof per bin [including 1 garbage collection service/week]	Commercial/Service Fee	Local Government Act 2009, s262(3)(c)	44.00	Y	450212	1584 Waste Fees
Delivery & return of wheelele bin/s (during business hours only)	Commercial/Service Fee	Local Government Act 2009, s262(3)(c)	340.00	Y	450212	1584 Waste Fees
Replacement of wheelele bin (if not through wear or tear)	Commercial/Service Fee	Local Government Act 2009, s262(3)(c)	145.00	Y	450212	1584 Waste Fees
Replacement bin issued at no charge if damaged bin is returned to Council and due to wear and tear	Commercial/Service Fee	Local Government Act 2009, s262(3)(c)	No Charge			
<b>Trade Waste</b>						
Trade Waste Annual Permit - Category One Utility Charge (low volume, low strength) <500KL waste per year	Cost Recovery Fee	Local Government Act 2009, s 97(2)(a), s 180 Water Supply (Safety and Reliability) Act 2002	400.00	N	450212	1584 Waste Fees
<b>Waste Disposal</b>						
<b>Normanton Landfill Site</b>						
Asbestos waste disposal - Asbestos removal (only to be carried out by licensed removalists). Disposal only at Normanton tip. Contractor to pay for cartage (per m <sup>3</sup> ) [No asbestos accepted at Karumba or from other Shires]	Commercial/Service Fee	Local Government Act 2009, s262(3)(c)	400.00 per m <sup>3</sup> (Minimum charge of 0.5 m <sup>3</sup> )	Y	450312	1584 Waste Fees
Bulk or Commercial Waste - Disposal of bulk or commercial waste at Normanton landfill site only (per tonne)	Commercial/Service Fee	Local Government Act 2009, s262(3)(c)	44.00	Y	450312	1584 Waste Fees
<b>Karumba Waste Transfer Station</b>						
<b>Building Waste - Up to 3 cubic metres of building waste to be disposed of directly into designated bins at the Karumba Waste Transfer Station on the following user pays basis:</b>						
Car and small trailer (6x4)	Commercial/Service Fee	Local Government Act 2009, s262(3)(c)	37.00	Y	450312	1584 Waste Fees
Car and medium trailer (8x5)	Commercial/Service Fee	Local Government Act 2009, s262(3)(c)	48.00	Y	450312	1584 Waste Fees
Car and large trailer (bigger than 8x5)	Commercial/Service Fee	Local Government Act 2009, s262(3)(c)	61.00	Y	450312	1584 Waste Fees
Truck up to 4.5t GVM	Commercial/Service Fee	Local Government Act 2009, s262(3)(c)	72.00	Y	450312	1584 Waste Fees
<b>No loads on vehicles above 4.5t will be accepted at the Waste Transfer Station and these larger loads are to be taken to the Normanton Landfill by the user.</b>						



Carpentaria Shire Council

2023-2024 Fees and Charges

Fee and Charge Description	Fee Type	Authorising Legislation or Local Law/Relevant Provision(s)	Fee (incl GST) 2023/2024	GST Incl	GL Number	Income Expenditure IE
<b>LES WILSON BARRAMUNDI DISCOVERY CENTRE</b>						
<b>Discovery Centre</b>						
Donation - Gold Coin or QR Code	Commercial/Service Fee	Local Government Act 2009, s262(3)(c)	Donation	N		
<b>Feed a Barra - Guided Tour - 30 minutes</b>						
Adult	Commercial/Service Fee	Local Government Act 2009, s262(3)(c)	28.00	Y	200312	1553 LWBDC - Tours
Concession - (Senior and Student card holders)	Commercial/Service Fee	Local Government Act 2009, s262(3)(c)	25.00	Y	200312	1553 LWBDC - Tours
Children under 4 Years	Commercial/Service Fee	Local Government Act 2009, s262(3)(c)	0.00	Y	200312	1553 LWBDC - Tours
Children (Ages 4 to 17 Years Old)	Commercial/Service Fee	Local Government Act 2009, s262(3)(c)	20.00	Y	200312	1553 LWBDC - Tours
Family Pass (2 Adults & 2 Children)	Commercial/Service Fee	Local Government Act 2009, s262(3)(c)	67.00	Y	200312	1553 LWBDC - Tours
<b>Behind the Scenes - Guided Tour - 60 minutes</b>						
Adult	Commercial/Service Fee	Local Government Act 2009, s262(3)(c)	65.00	Y	200312	1553 LWBDC - Tours
Concession - (Senior and Student card holders)	Commercial/Service Fee	Local Government Act 2009, s262(3)(c)	58.00	Y	200312	1553 LWBDC - Tours
Children under 4 Years	Commercial/Service Fee	Local Government Act 2009, s262(3)(c)	0.00	Y	200312	1553 LWBDC - Tours
Children (Ages 4 to 17 Years Old)	Commercial/Service Fee	Local Government Act 2009, s262(3)(c)	45.00	Y	200312	1553 LWBDC - Tours
Family Pass (2 Adults & 2 Children)	Commercial/Service Fee	Local Government Act 2009, s262(3)(c)	154.00	Y	200312	1553 LWBDC - Tours
<b>Catch a Barra - Guided Tour - 60 minutes or 3 barramundi per person whichever comes first</b>						
Adult	Commercial/Service Fee	Local Government Act 2009, s262(3)(c)	65.00	Y	200312	1553 LWBDC - Tours
Family Pass (2 Adults & 2 Children) limited due to supervision requirements	Commercial/Service Fee	Local Government Act 2009, s262(3)(c)	182.00	Y	200312	1553 LWBDC - Tours
<b>Pond Feeding</b>						
per person	Commercial/Service Fee	Local Government Act 2009, s262(3)(c)	2.00	Y	200312	1553 LWBDC - Tours
<b>Supply of Fingerlings</b>						
Fingerlings - up to 25mm	Commercial/Service Fee	Local Government Act 2009, s262(3)(c)	0.90	N	200412	1554 Hatchery - Sales
Fingerlings - 25mm to 50mm	Commercial/Service Fee	Local Government Act 2009, s262(3)(c)	1.80	N	200412	1554 Hatchery - Sales
Fingerlings - 50mm to 75mm	Commercial/Service Fee	Local Government Act 2009, s262(3)(c)	3.60	N	200412	1554 Hatchery - Sales
Fingerlings - 75mm to 100mm	Commercial/Service Fee	Local Government Act 2009, s262(3)(c)	7.20	N	200412	1554 Hatchery - Sales
Fingerlings - over 100mm	Commercial/Service Fee	Local Government Act 2009, s262(3)(c)	14.40	N	200412	1554 Hatchery - Sales
Supply to local Governments and Registered Restocking Associations (release into the wild & public dams)	Commercial/Service Fee	Local Government Act 2009, s262(3)(c)	50% discount	N	200412	1554 Hatchery - Sales
Transport, Fish Food and Onsite Consultation	Commercial/Service Fee	Local Government Act 2009, s262(3)(c)	POA	N	200412	1554 Hatchery - Sales





Carpentaria Shire Council

2023-2024 Fees and Charges

Fee and Charge Description	Fee Type	Authorising Legislation or Local Law/Relevant Provision(s)	Fee (incl GST) 2023/2024	GST Incl	GL Number	Income Expenditure IE
<b>LIBRARY / VISITOR INFORMATION CENTRES</b>						
<b>Public Internet Access and Computer Use</b>						
Non-library members per 30 minutes or part thereof	Commercial/Service Fee	Local Government Act 2009, s262(3)(c)	0.00	Y	Ntn:401312 Kba: 401322	1563 Libraries
Library members per 30 minutes or part thereof	Commercial/Service Fee	Local Government Act 2009, s262(3)(c)	0.00	Y	Ntn:401312 Kba: 401322	1563 Libraries
Charities and Non-Profit Community Organisations	Commercial/Service Fee	Local Government Act 2009, s262(3)(c)	FOC-1 hr	Y	Ntn:401312 Kba: 401322	1563 Libraries
Students working on assignments	Commercial/Service Fee	Local Government Act 2009, s262(3)(c)	FOC-1 hr	Y	Ntn:401312 Kba: 401322	1563 Libraries
<i>Use of own computer equipment charged at same rate</i>						
<b>Public Wifi Access</b>						
Library and Non-library members 9.00am to 5.00pm (Per Day)	Commercial/Service Fee	Local Government Act 2009, s262(3)(c)	Free of Charge	Y	Ntn:401312 Kba: 401322	1563 Libraries
Library members 9.00am to 5.00pm (Per Day)	Commercial/Service Fee	Local Government Act 2009, s262(3)(c)	Free of Charge	Y	Ntn:401312 Kba: 401322	1563 Libraries
<b>PLANNING</b>						
Development Application for material change of use - code & impact assessable ( Fee is charged at actual cost - \$1,100 is charged initially + actual costs if over and above \$1,100)	Cost Recovery Fee	Planning Act 2016, s51 (1)(b)(i)	Base Fee \$1,100.00 + Cost	N	Ntn: 100212 Kba: 100222	1583 Town Planning Fees
Development Application for material change of use - Associated Minor Industrial use on industrial lots	Cost Recovery Fee	Planning Act 2016, s51 (1)(b)(i)	305.00	N	Ntn: 100212 Kba: 100222	1583 Town Planning Fees
Develop Application for reconfiguring a lot ( Fee is charged at actual cost - \$1,100 is charged initially + actual costs if over and above \$1,100)	Cost Recovery Fee	Planning Act 2016, s51 (1)(b)(i)	Base Fee \$1,100.00 + Cost	N	Ntn: 100212 Kba: 100222	1583 Town Planning Fees
Other development (building work assessable against the planning scheme or operational work)	Cost Recovery Fee	Planning Act 2016, s51 (1)(b)(i)	Base Fee \$1,100.00 + Cost	N	Ntn: 100212 Kba: 100222	1583 Town Planning Fees
<b>[Note: Development applications fees are recorded as the minimum charge, large development applications will be processed on an at cost basis.] [Council reserves the right to assess whether or not applications are deemed large developments]</b>						
<b>Issue of Certificates</b>						
Boundary Dispensation - Front, Side or Rear	Cost Recovery Fee	Local Government Act 2009 s97(2)(a)	380.00	N	Ntn: 100212 Kba: 100222	1583 Town Planning Fees
Limited Planning Certificate	Cost Recovery Fee	Local Government Act 2009 s97(2)(a)	325.00	N	Ntn: 100212 Kba: 100222	1583 Town Planning Fees
Standard Planning Certificate	Cost Recovery Fee	Local Government Act 2009 s97(2)(a)	810.00	N	Ntn: 100212 Kba: 100222	1583 Town Planning Fees
Full Planning Certificate [Consultancy required] (per certificate plus consultant costs)	Cost Recovery Fee	Local Government Act 2009 s97(2)(a)	1,975.00	N	Ntn: 100212 Kba: 100222	1583 Town Planning Fees
Town Planning Signs	Cost Recovery Fee	Local Government Act 2009 s97(2)(a)	75.00	N	Ntn: 100212 Kba: 100222	1583 Town Planning Fees
Sealing of Survey Plans	Cost Recovery Fee	Local Government Act 2009 s97(2)(a)	170.00	N	Ntn: 100212 Kba: 100222	1583 Town Planning Fees
Hardcopy of town planning scheme	Cost Recovery Fee	Local Government Act 2009 s97(2)(a)	305.00	N	Ntn: 100212 Kba: 100222	1583 Town Planning Fees
CD of town planning scheme	Cost Recovery Fee	Local Government Act 2009 s97(2)(a)	93.00	N	Ntn: 100212 Kba: 100222	1583 Town Planning Fees



Carpentaria Shire Council

2023-2024 Fees and Charges

Fee and Charge Description	Fee Type	Authorising Legislation / Relevant Provision(s)	Fee (incl GST) 2023/2024	GST Incl	GL Number	Income Expenditure IE
<b>PLUMBING AND DRAINAGE</b>						
<b>Sewerage Services</b>						
Waste water and waste disposal at Sewerage Treatment Plant - per kilolitre charge	Commercial/Service Fee	Local Government Act 2009, s262(3)(c)	46.00	Y	Ntn: 151812 Kba: 151822	1584 Waste Fees
<b>Application for Sanitary Plumbing / Drainage:</b>						
Domestic - New Dwelling (Includes up to 6 Fixtures - extra at \$105 per fixture)	Cost Recovery Fee	Local Government Act 2009 s97(2)(a)(e)	775.00	N	151911	1582 Plumbing Application Fee
Domestic - Extension / Alteration (Includes up to 6 Fixtures - extra at \$105 per fixture)	Cost Recovery Fee	Local Government Act 2009 s97(2)(a)(e)	525.00	N	151911	1582 Plumbing Application Fee
Domestic - Swimming Pool (New Work)	Cost Recovery Fee	Local Government Act 2009 s97(2)(a)(e)	265.00	N	151911	1582 Plumbing Application Fee
Domestic - Swimming Pool (Alterations)	Cost Recovery Fee	Local Government Act 2009 s97(2)(a)	510.00	N	151911	1582 Plumbing Application Fee
Commercial Application for Commercial / Industrial - New Buildings (Free plus per fixture)	Cost Recovery Fee	Local Government Act 2009 s97(2)(a)	1,215.00 +115.00 per fixture	N	151911	1582 Plumbing Application Fee
Commercial Application for Commercial / Industrial - Extensions and Alterations	Cost Recovery Fee	Local Government Act 2009 s97(2)(a)(e)	865.00 + 115.00 per fixture	N	151911	1582 Plumbing Application Fee
Re-inspection fee: All Buildings	Cost Recovery Fee	Local Government Act 2009 s97(2)(a)(e)	POA	N	151911	1582 Plumbing Application Fee
Sewerage - Construction Plan (Mains)	Cost Recovery Fee	Local Government Act 2009 s97(2)(a)(e)	83.00	N	151911	1582 Plumbing Application Fee
<b>Sewerage: House Drainage Plan (Written consent of the property owner is required for the following):</b>						
Copy of the House Drainage Plan (If available)	Cost Recovery Fee	Local Government Act 2009 s97(2)(c); Plumbing and Drainage Act 2002, s85	50.00	N	151911	1582 Plumbing Application Fee
<b>Onsite Sewerage Treatment Facilities Rural properties Application for Installation</b>						
New Installation	Cost Recovery Fee	Local Government Act 2009 s97(2)(a)(e)	POA	N	151911	1580 Building & Development Fees - Other
Extension / Alteration / Re-inspection	Cost Recovery Fee	Local Government Act 2009 s97(2)(a)(e)	POA	N	151911	1580 Building & Development Fees - Other
<b>Sewerage Connection</b>						
Connection Fee - gravity	Cost Recovery Fee	Local Government Act 2009 s97(2)(a)(e)	POA	N	Ntn: 151812 Kba: 151822	1580 Building & Development Fees - Other
Connection Fee - low pressure	Cost Recovery Fee	Local Government Act 2009 s97(2)(a)(e)	1,655.00	N	Ntn: 151812 Kba: 151822	1580 Building & Development Fees - Other
Supply & Installation of Sewer Pod at either Karumba or Normanton (Plus connection fee)	Cost Recovery Fee	Local Government Act 2009 s97(2)(a)(e)	13,000.00	N	Ntn: 151812 Kba: 151822	1580 Building & Development Fees - Other
Disconnection Fee	Cost Recovery Fee	Local Government Act 2009 s97(2)(a)(e)	300.00	N	Ntn: 151812 Kba: 151822	1580 Building & Development Fees - Other
<b>PRIVATE WORKS</b>						
Any works where no set fee has been determined to be charged as private works						
Quote / Estimate	Commercial/Service Fee	Local Government Act 2009, s262(3)(c)	POA	Y	Works Order	1220 Private Works - Other



Fee and Charge Description	Fee Type	Authorising Legislation or Local Law/Relevant Provision(s)	Fee (incl GST) 2023/2024	GST Incl	GL Number	Income Expenditure IE
<b>RATES SEARCH</b>						
Rate Search - Basic (No water meter reading) - response within seven (7) working days	Cost-recovery fee	Local Government Act 2009 s97(2)(a)(e)	190.00	N	550313	1700 Other Revenue
Rate Search - Full (With a water meter reading) - response within seven (7) working days	Cost-recovery fee	Local Government Act 2009 s97(2)(a)(e)	305.00	N	550313	1700 Other Revenue
Priority Rate Search Fee (In addition to above fees) - response within three (3) working days	Cost-recovery fee	Local Government Act 2009 s97(2)(a)(e)	130.00	N	550313	1700 Other Revenue
Counter Search - Ownership	Cost-recovery fee	Local Government Act 2009 s97(2)(a)(e)	17.00	N	550313	1700 Other Revenue
Counter Search - Rate Notice or Receipt (not in the current financial year)	Cost-recovery fee	Local Government Act 2009 s97(2)(a)(e)	17.00	N	550313	1700 Other Revenue
<b>REGULATORY SERVICES</b>						
<b>Prescribed Activities</b>						
Application to Undertake a Prescribed Activity	Cost Recovery Fee	Local Government Act 2009 s97(2)(a); Local Law No. 1 (Administration) s 36.	18.00	N	450412	1512 Itinerant Vendor Fees
<b>Alteration or Improvement to local government controlled areas and roads</b>						
Installing, changing, damaging or removing a structure in a local government controlled area or road (refer to applications assessments (roadworks permit))						
Planting, clearing or damaging of vegetation in a local government controlled area or on a road	Cost Recovery Fee	Local Government Act 2009 s97(2)(a); Local Law No. 1 (Administration) s 36.	POA	N	450412	1512 Itinerant Vendor Fees
<b>Weekly commercial use of local government controlled areas and roads (Itinerant vendors)</b>						
1 day per week	Cost Recovery Fee	Local Government Act 2009 s97(2)(a); Local Law No. 1 (Administration) s 36.	435.00	N	450412	1512 Itinerant Vendor Fees
2 - 3 days per week	Cost Recovery Fee	Local Government Act 2009 s97(2)(a); Local Law No. 1 (Administration) s 36.	1,050.00	N	450412	1512 Itinerant Vendor Fees
4 - 7 days per week	Cost Recovery Fee	Local Government Act 2009 s97(2)(a); Local Law No. 1 (Administration) s 36.	1,390.00	N	450412	1512 Itinerant Vendor Fees
<b>Temporary commercial use of local government controlled areas and roads (Itinerant vendors)</b>						
Application and approval for temporary commercial use of local government controlled areas and roads e.g. Itinerant vendor / standing stall. Fee includes first day approval. (Maximum 3 continuous days)	Cost Recovery Fee	Local Government Act 2009 s97(2)(a); Local Law No. 1 (Administration) s 36.	115.00	N	450412	1512 Itinerant Vendor Fees
Additional Days - Fee per day (Maximum 2 additional days)	Cost Recovery Fee	Local Government Act 2009 s97(2)(a); Local Law No. 1 (Administration) s 36.	53.00	N	450412	1512 Itinerant Vendor Fees
Sideshow amusement outlet on reserves - per day	Cost Recovery Fee	Local Government Act 2009, s262(3)(c)	115.00	Y	450412	1512 Itinerant Vendor Fees
Electricity if required from Council - per day per outlet	Cost Recovery Fee	Local Government Act 2009, s262(3)(c)	76.00	Y	450412	1512 Itinerant Vendor Fees
Carrying out work on a road or interfering with its operation	Cost Recovery Fee	Local Government Act 2009 s97(2)(a); Local Law No. 1 (Administration) s 36.	POA	N	450412	1512 Itinerant Vendor Fees
<b>Undertaking regulated activities on local government controlled areas and roads</b>						
Driving or leading animals to cross a road	Cost Recovery Fee	Local Government Act 2009 s97(2)(a); Local Law No. 1 (Administration) s 36.	97.00	N	450412	1510 Licences - Other
Depositing goods or materials	Cost Recovery Fee	Local Government Act 2009 s97(2)(a); Local Law No. 1 (Administration) s 36.	305.00	N	450412	1510 Licences - Other
Holding a public place activity (excluding temporary entertainment events)	Cost Recovery Fee	Local Government Act 2009 s97(2)(a); Local Law No. 1 (Administration) s 36.	305.00	N	450412	1510 Licences - Other
Grazing livestock (annual application fee)	Cost Recovery Fee	Local Government Act 2009 s97(2)(a); Local Law No. 1 (Administration) s 36.	120.00	N	450412	1510 Licences - Other
Addition agistment fee per head of stock	Cost Recovery Fee	Local Government Act 2009 s97(2)(a); Local Law No. 1 (Administration) s 36.	2.30	N	450412	1510 Licences - Other



Carpentaria Shire Council

2023 - 2024 Fees and Charges

Fee and Charge Description	Fee Type	Authorising Legislation or Local Law/Relevant Provision(s)	Fee (incl GST) 2023/2024	GST Incl	GL Number	Income Expenditure IE
Parking Permits	Cost Recovery Fee	Local Government Act 2009 s97(2)(a); Local Law No. 1 (Administration) s 36.	POA	N	450412	1510 Licenses - Other
Establishment or occupation of a temporary home	Cost Recovery Fee	Local Government Act 2009 s97(2)(a); Local Law No. 1 (Administration) s 36.	100.00	N	450412	1510 Licenses - Other
Installation of advertising devices	Cost Recovery Fee	Local Government Act 2009 s97(2)(a); Local Law No. 1 (Administration) s 36.	POA	N	450412	1510 Licenses - Other
<b>Abandoned Vehicles</b>						
Release of Vehicle / Goods	Cost Recovery Fee	Local Government Act 2009 s97(2)(a); Local Law No. 1 (Administration) s 36.	160.00	N	450412	1510 Licenses - Other
<b>Camping Grounds &amp; Caravan Parks</b>						
Operation of camping grounds	Cost Recovery Fee	Local Government Act 2009 s97(2)(a); Local Law No. 1 (Administration) s 36.	395.00	N	450412	1510 Licenses - Other
Annual Renewal	Cost Recovery Fee	Local Government Act 2009 s97(2)(a); Local Law No. 1 (Administration) s 36.	350.00	N	450412	1510 Licenses - Other
Transfer of Approval	Cost Recovery Fee	Local Government Act 2009 s97(2)(a); Local Law No. 1 (Administration) s 36.	350.00	N	450412	1510 Licenses - Other
Application for alteration of approval	Cost Recovery Fee	Local Government Act 2009 s97(2)(a); Local Law No. 1 (Administration) s 36.	350.00	N	450412	1510 Licenses - Other
Operation of caravan parks	Cost Recovery Fee	Local Government Act 2009 s97(2)(a); Local Law No. 1 (Administration) s 36.	395.00	N	450412	1510 Licenses - Other
Annual Renewal	Cost Recovery Fee	Local Government Act 2009 s97(2)(a); Local Law No. 1 (Administration) s 36.	350.00	N	450412	1510 Licenses - Other
Transfer of Approval	Cost Recovery Fee	Local Government Act 2009 s97(2)(a); Local Law No. 1 (Administration) s 36.	350.00	N	450412	1510 Licenses - Other
Application for alteration of approval	Cost Recovery Fee	Local Government Act 2009 s97(2)(a); Local Law No. 1 (Administration) s 36.	350.00	N	450412	1510 Licenses - Other
Approval Search Fee	Cost Recovery Fee	Local Government Act 2009 s97(2)(a); Local Law No. 1 (Administration) s 36.	315.00	N	450412	1510 Licenses - Other
Operation of Cemeteries	Cost Recovery Fee	Local Government Act 2009 s97(2)(a); Local Law No. 1 (Administration) s 36.	POA	N	450412	1510 Licenses - Other
Operation of Public Swimming Pools	Cost Recovery Fee	Local Government Act 2009 s97(2)(a); Local Law No. 1 (Administration) s 36.	POA	N	450412	1510 Licenses - Other
Operation of Rental Accommodation	Cost Recovery Fee	Local Government Act 2009 s97(2)(a); Local Law No. 1 (Administration) s 36.	425.00	N	450412	1510 Licenses - Other
Annual Renewal	Cost Recovery Fee	Local Government Act 2009 s97(2)(a); Local Law No. 1 (Administration) s 36.	350.00	N	450412	1510 Licenses - Other
Transfer of Approval	Cost Recovery Fee	Local Government Act 2009 s97(2)(a); Local Law No. 1 (Administration) s 36.	350.00	N	450412	1510 Licenses - Other
Application for alteration of approval	Cost Recovery Fee	Local Government Act 2009 s97(2)(a); Local Law No. 1 (Administration) s 36.	350.00	N	450412	1510 Licenses - Other
Approval Search Fee	Cost Recovery Fee	Local Government Act 2009 s97(2)(a); Local Law No. 1 (Administration) s 36.	315.00	N	450412	1510 Licenses - Other
<b>Operation of temporary entertainment events</b>						
Approval fee - Operation of temporary entertainment events	Cost Recovery Fee	Local Government Act 2009 s97(2)(a); Local Law No. 1 (Administration) s 36.	270.00	N	400912	1530 Facilities Hire - Other
Security Bond for all events	Bond	Local Government Act 2009 s97(2)(a)	330.00	N	900933	
<b>Understanding regulated activities regarding human remains</b>						
	Cost Recovery Fee	Local Government Act 2009 s97(2)(a); Local Law No. 1 (Administration) s 36.	POA	N		



Carpentaria Shire Council

2023-2024 Fees and Charges

Fee and Charge Description	Fee Type	Authorising Legislation or Local Law/Relevant Provision(s)	Fee (incl GST) 2023/2024	GST Incl	GL Number	Income Expenditure IE
<b>Environmental Protection</b>						
File Search Fee	Cost Recovery Fee	Local Government Act 2009, s262(3)(c)	305.00	Y	450412	1560 Other Fees & Charges
<b>Food Business / Licences</b>						
<b>Note: Not for Profit Community and Charitable Organisations are not charged Licensing Fees. Proof of status may be required.</b>						
Application for Food Licence - new food premises (Fixed or Mobile)	Cost Recovery Fee	Food Act 2006, ss 31, 52, 85	350.00	N	450412	1514 Food Business Licence
Application for Food Licence (alteration to premises)	Cost Recovery Fee	Food Act 2006, ss 31, 52, 85	350.00	N	450412	1514 Food Business Licence
Application for Food Licence - Concession for low risk home business operations	Cost Recovery Fee	Food Act 2006, ss 31, 52, 85	215.00	N	450412	1514 Food Business Licence
<b>Note: Application fee does not include Annual Licence Fee.</b>						
Food Licence Renewal - Fixed or Mobile	Cost Recovery Fee	Food Act 2006, ss 31, 52, 85	325.00	N	450412	1514 Food Business Licence
<b>Note: Food Licences granted by other Local Governments are recognised in Carpentaria Shire and therefore do not require another licence to be issued (a copy of the licence must be provided). Where the licensee proposes to operate a temporary or mobile food business in a Local Government Controlled Area or Road, the licensee must still apply for an Approval to undertake a prescribed Activity - Commercial Use of Local Government Controlled Areas or Road. Refer to relevant fees above.</b>						
Food Licence Renewal - Concession for low risk home business operations	Cost Recovery Fee	Food Act 2006, ss 31, 72, 85	215.00	N	450412	1514 Food Business Licence
Restoration of Food Licence (must be made within 30 days of Food Licence Expiry)	Cost Recovery Fee	Food Act 2006, ss 31, 73, 85	225.00	N	450412	1514 Food Business Licence
Food Licence amendment to licence	Cost Recovery Fee	Food Act 2006, ss 31, 74, 85	215.00	N	450412	1514 Food Business Licence
Temporary Food Licence (e.g. Food Stall Stand) - (maximum of 3 continuous days) - (No fees applicable for current/licensed fixed food businesses - application still required) - First day included.	Cost Recovery Fee	Food Act 2006, ss 31, 52, 85	110.00	N	450412	1514 Food Business Licence
Additional days (Food Licence) - Fee per day (Maximum 2 additional days)	Cost Recovery Fee	Food Act 2006, ss 31, 85	56.00	N	450412	1514 Food Business Licence
Accreditation of Food Safety Program when application is accompanied with written advice from approved auditor	Cost Recovery Fee	Food Act 2006, ss 31, 102	325.00	N	450412	1514 Food Business Licence
Auditing of food safety programs by Council Auditor	Commercial/Service Fee	Local Government Act 2009, s262(3)(c)	POA	Y	450412	1514 Food Business Licence
File search fee	Cost Recovery Fee	Local Government Act 2009 s97(2)(c)	305.00	N	450412	1514 Food Business Licence



Carpentaria Shire Council

2023-2024 Fees and Charges

Fee and Charge Description	Fee Type	Authorising Legislation or Local Law/Relevant Provision(s)	Fee (incl GST) 2023/2024	GST Incl	GL Number	Income Expenditure IE
<b>High Risk Skin Penetration Premises</b>						
Application for approval [Fixed or Mobile]	Cost Recovery Fee	Local Government Act 2009, s97(2)(a); Public Health (Infection Control for Personal Appearance Services) Act 2003 s 58	355.00	N	450412	1510 Licenses
Application for alteration	Cost Recovery Fee	Local Government Act 2009, s97(2)(a); Public Health (Infection Control for Personal Appearance Services) Act 2003 s 58	325.00	N	450412	1510 Licenses
Annual licence [including annual inspection fee]	Cost Recovery Fee	Local Government Act 2009, s97(2)(a); Public Health (Infection Control for Personal Appearance Services) Act 2003 s 58	355.00	N	450412	1510 Licenses
Additional inspection fee [e.g. complaint etc.]	Cost Recovery Fee	Local Government Act 2009, s97(2)(a); Public Health (Infection Control for Personal Appearance Services) Act 2003 s 58	245.00	N	450412	1510 Licenses
Transfer of licence	Cost Recovery Fee	Local Government Act 2009, s97(2)(a); Public Health (Infection Control for Personal Appearance Services) Act 2003 s 58	320.00	N	450412	1510 Licenses
Application and licence for temporary services [Maximum 3 days]	Cost Recovery Fee	Local Government Act 2009, s97(2)(a); Public Health (Infection Control for Personal Appearance Services) Act 2003 s 58	115.00	N	450412	1510 Licenses
File search fee	Cost Recovery Fee	Local Government Act 2009, s97(2)(c); Public Health (Infection Control for Personal Appearance Services) Act 2003 s 58	305.00	N	450412	1560 Other Fees & Charges
<b>RIGHT TO INFORMATION</b>						
Right To Information application, searches and responses [As per Right to Information Regulation 2009]	Cost Recovery Fee	Local Government Act 2009 s97 (1) (2)(a)(c)	As per regulation	N	550812	1560 Other Fees & Charges
<b>SWIMMING POOLS &amp; SPORTS CENTRES</b>						
<b>Nonmontion and Karumba Swimming Pools</b>						
Child Entry	Commercial/Service Fee	Local Government Act 2009, s262(3)(c)	2.00	Y	Nn: 401412 Kba: 401422	1566 Swimming Pool
Child Entry (after school hours on school days)	Commercial/Service Fee	Local Government Act 2009, s262(3)(c)	1.00	Y	Nn: 401412 Kba: 401422	1566 Swimming Pool
Adult Entry	Commercial/Service Fee	Local Government Act 2009, s262(3)(c)	4.00	Y	Nn: 401412 Kba: 401422	1566 Swimming Pool
Adult Entry (Age Pension Concession Card Holder/Old Repatriation Health (Gold) Card Holder)	Commercial/Service Fee	Local Government Act 2009, s262(3)(c)	2.00	Y	Nn: 401412 Kba: 401422	1566 Swimming Pool
Season Single Pass	Commercial/Service Fee	Local Government Act 2009, s262(3)(c)	230.00	Y	Nn: 401412 Kba: 401422	1566 Swimming Pool
Season Family Pass (2 Adults and 2 Children under 18 years of age)	Commercial/Service Fee	Local Government Act 2009, s262(3)(c)	360.00	Y	Nn: 401412 Kba: 401422	1566 Swimming Pool
Season Family Pass - Per Additional Child	Commercial/Service Fee	Local Government Act 2009, s262(3)(c)	63.00	Y	Nn: 401412 Kba: 401422	1566 Swimming Pool
Monthly Single Pass	Commercial/Service Fee	Local Government Act 2009, s262(3)(c)	35.00	Y	Nn: 401412 Kba: 401422	1566 Swimming Pool
Monthly Family Pass (2 Adults and 2 Children under 18 years of age)	Commercial/Service Fee	Local Government Act 2009, s262(3)(c)	50.00	Y	Nn: 401412 Kba: 401422	1566 Swimming Pool
Season Single Pass (out of hours access)	Commercial/Service Fee	Local Government Act 2009, s262(3)(c)	370.00	Y	Nn: 401412 Kba: 401422	1566 Swimming Pool
Monthly Single Pass (out of hours access)	Commercial/Service Fee	Local Government Act 2009, s262(3)(c)	50.00	Y	Nn: 401412 Kba: 401422	1566 Swimming Pool



Carpentaria Shire Council

2023 - 2024 Fees and Charges

Fee and Charge Description	Fee Type	Authorising Legislation or Local Law/ Relevant Provision(s)	Fee (incl GST) 2023/2024	GST Incl	GL Number	Income Expenditure IE
<b>Normanton and Karumba Gymnasiums</b>						
Annual Gym Access (Includes one gym key)	Commercial/Service Fee	<i>Local Government Act 2009, s262(3)(c)</i>	370.00	Y	Ntn: 401812 Kba: 401822	1564 Gym
Annual Access - Age Pension Concession Card holder/Old Repatriation Health (Gold) Card holder	Commercial/Service Fee	<i>Local Government Act 2009, s262(3)(c)</i>	180.00	Y	Ntn: 401812 Kba: 401822	1564 Gym
Six Month Access (includes one gym key)	Commercial/Service Fee	<i>Local Government Act 2009, s262(3)(c)</i>	195.00	Y	Ntn: 401812 Kba: 401822	1564 Gym
Six Month Access - Age Pension Concession Card holder/Old Repatriation Health (Gold) Card holder	Commercial/Service Fee	<i>Local Government Act 2009, s262(3)(c)</i>	90.00	Y	Ntn: 401812 Kba: 401822	1564 Gym
Weekly Access	Commercial/Service Fee	<i>Local Government Act 2009, s262(3)(c)</i>	28.00	Y	Ntn: 401812 Kba: 401822	1564 Gym
Monthly Access (30 Days, or part thereof)	Commercial/Service Fee	<i>Local Government Act 2009, s262(3)(c)</i>	50.00	Y	Ntn: 401812 Kba: 401822	1564 Gym
Replacement of Council Issued key/SALTO Tag [Damaged or lost]	Commercial/Service Fee	<i>Local Government Act 2009, s262(3)(c)</i>	20.00	Y	590112	1560 Other Fees & Charges
<b>VENUE HIRE</b>						
<b>Normanton Shire Hall / Karumba Civic Centre / Meeting Room</b>						
<i>[Please note these charges and bonds are cumulative]</i>						
Commercial, Government or Corporate Function	Bond	<i>Local Government Act 2009, s262(3)(c)</i>	550.00	N	900933	
Community Group, Not-for-Profit or Private Use (alcohol consumption)	Bond	<i>Local Government Act 2009, s262(3)(c)</i>	1,105.00	N	900933	
Community Group, Not-for-Profit or Private Use (no alcohol consumption)	Bond	<i>Local Government Act 2009, s262(3)(c)</i>	550.00	N	900933	
<b>Main Hall</b>						
<i>[Includes use of tables and chairs]</i>						
Commercial, Government or Corporate Function (incl Urn/Hot Water - Own cups etc.)	Commercial/Service Fee	<i>Local Government Act 2009, s262(3)(c)</i>	390.00	Y	401712	1531 Shire Hall Fees
Community Group, Not-for-Profit or Private Use (alcohol consumption)	Commercial/Service Fee	<i>Local Government Act 2009, s262(3)(c)</i>	390.00	Y	401712	1531 Shire Hall Fees
Community Group, Not-for-Profit or Private Use (no alcohol consumption)	Commercial/Service Fee	<i>Local Government Act 2009, s262(3)(c)</i>	150.00	Y	401712	1531 Shire Hall Fees
Private Use - Funeral (no alcohol consumption)	Commercial/Service Fee	<i>Local Government Act 2009, s262(3)(c)</i>	FOC	Y	401712	1531 Shire Hall Fees
Commercial, Government or Corporate Function - Hourly usage rate	Commercial/Service Fee	<i>Local Government Act 2009, s262(3)(c)</i>	63.00	Y	401712	1531 Shire Hall Fees
Community Group, Not-for-Profit or Private Use (no alcohol consumption) - Hourly usage rate	Commercial/Service Fee	<i>Local Government Act 2009, s262(3)(c)</i>	32.00	Y	401712	1531 Shire Hall Fees
<b>Use of main hall kitchen facilities (plus the venue hire)</b>						
Commercial, Government or Corporate Function	Commercial/Service Fee	<i>Local Government Act 2009, s262(3)(c)</i>	215.00	Y	401712	1531 Shire Hall Fees
Community Group, Not-for-Profit or Private Use (alcohol consumption)	Commercial/Service Fee	<i>Local Government Act 2009, s262(3)(c)</i>	100.00	Y	401712	1531 Shire Hall Fees
Community Group, Not-for-Profit or Private Use (no alcohol consumption)	Commercial/Service Fee	<i>Local Government Act 2009, s262(3)(c)</i>	50.00	Y	401712	1531 Shire Hall Fees
Commercial, Government or Corporate Function - Hourly usage rate	Commercial/Service Fee	<i>Local Government Act 2009, s262(3)(c)</i>	21.00	Y	401712	1531 Shire Hall Fees
Community Group, Not-for-Profit or Private Use (no alcohol consumption) - Hourly usage rate	Commercial/Service Fee	<i>Local Government Act 2009, s262(3)(c)</i>	11.00	Y	401712	1531 Shire Hall Fees





Carpentaria Shire Council

2023-2024 Fees and Charges

Fee and Charge Description	Fee Type	Authorising Legislation or Local Law/Relevant Provision(s)	Fee (incl GST) 2023/2024	GST Incl	GL Number	Income Expenditure IE
<b>Table &amp; Chair Hire</b>						
Security Bond (external use only)	Bond		110.00	N	900938	
Hire of tables - per table	Commercial/Service Fee	Local Government Act 2009, s262(3)(c)	14.00	Y	401712	1535 Tables and Chairs
Hire of chairs - per chair	Commercial/Service Fee	Local Government Act 2009, s262(3)(c)	5.00	Y	401712	1535 Tables and Chairs
Pickup and delivery of tables and chairs by Council (During Council business hours)	Commercial/Service Fee	Local Government Act 2009, s262(3)(c)	380.00	Y	401712	1535 Tables and Chairs
Pickup and delivery of tables and chairs by Council (Outside Council business hours) [By application only]	Commercial/Service Fee	Local Government Act 2009, s262(3)(c)	685.00	Y	401712	1535 Tables and Chairs
<b>Hire of Trailer containing Tables &amp; Chairs</b>						
Hire (contains Tables & Chairs)	Commercial/Service Fee	Local Government Act 2009, s262(3)(c)	580.00	Y	401712	1535 Tables and Chairs
Security Bond	Bond		330.00	N	900938	
<b>Les Wilson Barramundi Discovery Centre</b>						
Hire Café / Art Gallery / Deck	Commercial/Service Fee	Local Government Act 2009, s262(3)(c)	POA	Y		
Conference Room - half day (up to 4 hours)	Commercial/Service Fee	Local Government Act 2009, s262(3)(c)	200.00	Y		
Conference Room - full day (9am to 4:30pm)	Commercial/Service Fee	Local Government Act 2009, s262(3)(c)	390.00	Y		
<b>Normanton John Henry Oval</b>						
Security Bond	Bond		550.00	N	900939	
Casual use of facilities per day (excluding Amenities/Change Rooms)	Commercial/Service Fee	Local Government Act 2009, s262(3)(c)	150.00	Y	400912	1530 Facilities Hire - Other
Amenities and Change Rooms	Commercial/Service Fee	Local Government Act 2009, s262(3)(c)	150.00	Y	400912	1530 Facilities Hire - Other
Sporting Clubs - Hire of storage space	Commercial/Service Fee	Local Government Act 2009, s262(3)(c)	50.00	Y	400912	1530 Facilities Hire - Other
Use of John Henry Oval lights one off	Commercial/Service Fee	Local Government Act 2009, s262(3)(c)	10.00	Y	400912	1530 Facilities Hire - Other
Use of John Henry Oval Lights season pass - not for profit and sports groups	Commercial/Service Fee	Local Government Act 2009, s262(3)(c)	100.00	Y	400912	1530 Facilities Hire - Other
<b>Normanton Rodeo &amp; Show Grounds</b>						
Security Bond	Bond		550.00	N	900935	
Casual use of facilities per day (including electricity)	Commercial/Service Fee	Local Government Act 2009, s262(3)(c)	250.00	Y	400912	1533 Rodeo and Racecourse
<b>Overnight accommodation for visitors travelling with livestock and visiting sporting teams and organisations - per camp site</b>						
Unpowered site	Commercial/Service Fee	Local Government Act 2009, s262(3)(c)	5.00	Y	400912	1533 Rodeo and Racecourse
Powered site	Commercial/Service Fee	Local Government Act 2009, s262(3)(c)	20.00	Y	400912	1533 Rodeo and Racecourse



Carpentaria Shire Council

2023-2024 Fees and Charges

Fee and Charge Description	Fee Type	Authorising Legislation or Local Law/Relevant Provision(s)	Fee (incl GST) 2023/2024	GST Incl	GL Number	Income Expenditure IE
<b>WATER - CONNECTIONS</b>						
20mm Service connection <i>[for single dwelling only]</i>	Cost Recovery Fee	Local Government Act 2009 s97(2)(a); Water Supply (Safety and Reliability) Act 2011, ss 164, 165, 167	1,870.00	N	Ntn: 151.612 Kba: 151.622	1585 Water Fees and Charges
25mm Service connection	Cost Recovery Fee	Local Government Act 2009 s97(2)(a); Water Supply (Safety and Reliability) Act 2011, ss 164, 165, 167	2,090.00	N	Ntn: 151.612 Kba: 151.622	1585 Water Fees and Charges
32mm Service connection	Cost Recovery Fee	Local Government Act 2009 s97(2)(a); Water Supply (Safety and Reliability) Act 2011, ss 164, 165, 167	2,200.00	N	Ntn: 151.612 Kba: 151.622	1585 Water Fees and Charges
40mm Service connection (*)	Cost Recovery Fee	Local Government Act 2009 s97(2)(a); Water Supply (Safety and Reliability) Act 2011, ss 164, 165, 167	2,475.00	N	Ntn: 151.612 Kba: 151.622	1585 Water Fees and Charges
50mm Service Connection (*)	Cost Recovery Fee	Local Government Act 2009 s97(2)(a); Water Supply (Safety and Reliability) Act 2011, ss 164, 165, 167	2,640.00	N	Ntn: 151.612 Kba: 151.622	1585 Water Fees and Charges
100mm Service connection (*)	Cost Recovery Fee	Local Government Act 2009 s97(2)(a); Water Supply (Safety and Reliability) Act 2011, ss 164, 165, 167	POA	N	Ntn: 151.612 Kba: 151.622	1585 Water Fees and Charges
150mm Service connection (*)	Cost Recovery Fee	Local Government Act 2009 s97(2)(a); Water Supply (Safety and Reliability) Act 2011, ss 164, 165, 167	POA	N	Ntn: 151.612 Kba: 151.622	1585 Water Fees and Charges
(*)Connections for 25mm services or greater, [Plus RP2D or double check, whichever is required] and any connection involving a road crossing.						
(*)Applicable to <u>ALL</u> connections: if directional drilling is required by either the Department of Main Roads or Carpentaria Shire Council, the associated costs will be charged back to the applicant.						
Disconnection fee	Cost Recovery Fee	Local Government Act 2009 s97(2)(a); Water Supply (Safety and Reliability) Act 2011, ss 164, 165, 167	310.00	N	Ntn: 151.612 Kba: 151.622	1585 Water Fees and Charges
Water meter check [refunded if meter tests faulty]	Cost Recovery Fee	Local Government Act 2009 s97(2)(a); Water Supply (Safety and Reliability) Act 2011, ss 164, 165, 167	230.00	N	Ntn: 151.612 Kba: 151.622	1585 Water Fees and Charges
<b>Backflow Prevention</b>						
Application assessment fee (review of building plans)	Cost Recovery Fee	Local Government Act 2009 s97(2)(a)(e)	72.00	N	Ntn: 151.612	1585 Water Fees and Charges
Registration of backflow prevention device (one-off)	Cost Recovery Fee	Local Government Act 2009 s97(2)(a)(e)	64.00	N	Ntn: 151.612 Kba: 151.622	1585 Water Fees and Charges
Annual licence fee	Cost Recovery Fee	Local Government Act 2009 s97(2)(a)(e)	41.00	N	Ntn: 151.612 Kba: 151.622	1585 Water Fees and Charges
<b>Bulk Water</b>						
Portable Water from Stand Pipe - <b>per kilolitre [Plus \$80.00 after hours opening fee]</b>	Commercial/Service Fee	Local Government Act 2009, s262(3)(c)	5.00	N	Ntn: 151.612 Kba: 151.622	1585 Water Fees and Charges
Builder's connection - Connection Fee + Usage [per kilolitre]	Commercial/Service Fee	Local Government Act 2009, s262(3)(c)	5.00	N	Ntn: 151.612 Kba: 151.622	1585 Water Fees and Charges

## BUSINESS PAPERS

---

### 10.5 COMMUNITY DEVELOPMENT REPORT

<b>Attachments:</b>	10.5.1. March Sports centre report <a href="#">↓</a>
	10.5.2. Bynoe holiday program <a href="#">↓</a>
	10.5.3. Bynoe rodeo <a href="#">↓</a>
	10.5.4. K150 draft week of events <a href="#">↓</a>
	10.5.5. K150 back page of events <a href="#">↓</a>
	10.5.6. K150 estimated budget as of April 2023 <a href="#">↓</a>
<b>Author:</b>	Cherie Schafer - Manager Economic & Community Development
<b>Date:</b>	11 April 2023

---

**Key Outcome:** A safe, healthy, and equitable community that celebrates diversity and enjoys a quality lifestyle

**Key Strategy:** Continue to support activities and programs that provide for the youth within the Shire

---

#### Executive Summary:

This report provides information and updates to Council on various activities and programs that are facilitated within the Community, Cultural Services and Economic Development portfolio of Council.

#### RECOMMENDATION:

That Council:

1. note the Community Development Report; and
2. that those matters not covered by resolution be noted.

#### 1. MATTERS FOR INFORMATION:

## BUSINESS PAPERS

### 1.1 Normanton and Karumba Library Statistics

Statistics and general information for the Normanton and Karumba Library's for the month of March have been provided in the table below.

<u>Statistics</u>	Karumba		
	Mar-21	Mar-22	Mar-23
Monthly Walk-Ins	21	22	33
Number of library loans	109	61	141
Number of people utilising the internet	82	54	34
Number of new members	7	7	2
Total Hours Public Internet Usage	3.5	7	14
Total hours open to the public	80	80	92

Normanton Library Activities – The Normanton Library has remained closed for the months of February, and March while undergoing repairs. It is not anticipated that the library will re-open until May at this stage.

Karumba Activities – Update provided by the Karumba librarian.

- First Five Forever – We had 4 attendees for two sessions held on Wednesdays.



## **BUSINESS PAPERS**

---

### **1.2 Normanton Sports Centre Monthly Report**

---

Council entered into a management agreement for the Normanton Sports Centre with Bynoe CACS Ltd in July 2021 for a period of two years, which is due to expire in July 2023.

The report for the month of March 2023 for the Normanton Sports Centre is attached for information.

The Tender for the operations for the Normanton Sports Centre is due to be released mid April for a period of 21 days.

### **1.3 Normanton and Karumba Pool Statistics**

---

Statistics and general information for the Normanton and Karumba Pools for the month of March attached for review.

TOTAL ENTRIES			
	Adult	Child	Total
Normanton	26	455	481
Karumba	170	50	220

- The month saw the end of the school swimming programs with all school kids getting swimming lessons for both term 4 of 2022 and term 1 of 2023. It was a wonderful program with almost all children in grades 1,2 and 3 now able to swim unassisted across the pool.
- Karumba pool is starting to get new customers with the start of the tourist season making it a lot busier towards the end of the month.
- The equipment and pool pump is working well. The water quality is great.
- We are now starting to get a lot more numbers to the pool in the afternoons due to the consistent dry weather.
- Clean up Australia Day was a great success with 51 children attending.
- During the month of December Cherie Schafer applied for Gulf Trust Funding under Cam Coaches swimming equipment. The funding is due to be announced over the next month. Approx \$9,000 was applied for.
- Aqua fitness is underway with between 5 to 10 members of the community attending the weekly sessions held 6pm on a Monday and Wednesday.

## **BUSINESS PAPERS**

---

### **1.4 Small Business Friendly Charter signing event.**

---

In November 2022 the Council resolved to engage with the Department, the Small Business Commissioner and sign a Small Business Friendly Charter (SBFC).

The Small Business Friendly program aims to reduce barriers between large organisations and small business and to enhance the operating environment for small businesses.

Members from Queensland Small Business Commissioners officer were due to visit the shire on the 28th of March, however needed to cancel the visit due to the floods. The Queensland Small Business Commissioners has rescheduled their visit to the Carpentaria Shire for the week of the 21<sup>st</sup> to the 25<sup>th</sup> of August.

### **1.5 Normanton Swimming Pool and John Henry Oval Master Plan**

---

On the 5<sup>th</sup> of April the Manager of Economic and Community Development held community consultation around the development of a master plan for the Normanton Swimming Pool and the John Henry Oval. The attendance was low from the general public, however not for profit groups and sporting clubs were well represented.

It is anticipated that there will be several follow-up meetings as the plan is developed before the final plan is taken to Council for consideration.

The Manager of Economic and Community Development is also looking to develop a master plan over the Normanton Rodeo grounds and Racecourse and will look to hold community consultation in the coming weeks.

### **1.6 Economic Development Forum - Cloncurry**

---

Regional Economic Development - North State Development Groups is holding a forum in Cloncurry on the 19<sup>th</sup> and 20<sup>th</sup> April.

The forum is to network with surrounding shires around Economic Development opportunities, partnerships, and the important events for communities.

I am planning to attend this meeting and will provide an update to Council in the next report.

### **1.7 K150 Updates**

---

The K150 group last all meet in person on the 17 March to discuss ideas for merchandise and go over the events for the week in more detail. Since the meeting the committee have been communicating regularly to keep action items progressing.

Attached is the draft week long events for the K150. There are a few items waiting to be finalized, in particular the Taverns events once the new owners take over mid-April. The committee is happy to disperse the draft version while we wait for the updates.

An estimated budget of the K150 as of April is attached for review.

#### **Consultation (Internal/External):**

- Chief Executive Officer – Mark Crawley
- Director of Corporate Services – Julianne Meier
- Manager of Economic and Community Development – Cherie Schafer

## **BUSINESS PAPERS**

---

**Legal Implications:**

- Nil

**Financial and Resource Implications:**

- Within budget.

**Risk Management Implications:**

- Risks are relatively low - supports Council's aim of engaging with the community as well as providing key activities and facilities.





## Normanton Sports Centre

### MONTHLY REPORT – MARCH, 2023

#### **EXECUTIVE SUMMARY**

The month of March has been fully packed, some days we were extremely busy with the after school activities, numbers reaching up into the high 40's and then we have started the 1<sup>st</sup> week of the school holiday program. The Friday night sausage sizzles have started and doing OK.

Josie Bond has now moved on and Taren Carr is the full-time supervisor of the Sports Centre and PCYC vocational program.

We encourage the kids to keep the Sports Centre tidy inside and out before they head home with rewarding them with Icy Cups that are made by Staff Members the day before. The issues outside the sports 'Centre with girls fighting has been mentioned to the police and also Taren has spoken with their parents so we hope that settles down.

On a Wednesday from the 22<sup>nd</sup> February, 2023 for 6 weeks Deadly Choices are doing a program with the 5- to 8-year-olds from 3p.m. to 4p.m. at the Centre. During March we also had a visit from Antonio Winterstein who was working with some of the older children around behavior issues and self-respect. He is always well received by this older group.

Week one	Week two	Week three	Week Four
01/03/2023 29	08/03/2023 44	15/03/2023 38	22/03/2023 19
02/03/2023 22	09/03/2023 24	16/03/2023 33	23/03/2023 26
03/03/2023 35	10/03/2023 36	17/03/2023 45	24/03/2023 36
06/03/2023 37	13/03/2023 46	20/03/2023 32	27/03/2023 28
07/03/2023 41	14/03/2023 48	21/03/2023 23	28/03/2023 35
			29/03/2023 38
			30/03/2023 31
			31/03/2023 42

### **ATTENDENCES**

Total Attendances for Centre Weekdays:

We are having any were between 20 to 50 students per afternoon.

**Total Attendance for the Month: 788**

**Grants applied for: Nil**

**Community meetings Held:**

**We have had several meetings this month with stakeholders around the school holiday program.**

Impacts on service delivery:

Nil

Hours of operation


Monday to Friday: 2:30-6:00pm

### **CALENDAR –**




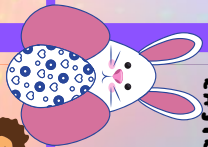













**Every Friday a sausage sizzle will be held.**

**Every Wednesday afternoon for the next 6 weeks deadly choice will run a program for 5- to 8-year-old.**

**Ist two weeks of April will be the PCYC vocational program**










# BYNOE 2023 EASTER HOLIDAY PROGRAM

Mon 3/4/23	Tue 4/4/23	Wed 5/4/23	Thu 6/4/23	Fri 7/4/23
<b>ARTS &amp; CRAFTS EASTER ACTIVITIES</b>  	<b>ARTS &amp; CRAFTS EASTER ACTIVITIES</b> 	<b>ARTS &amp; CRAFTS EASTER ACTIVITIES</b> 	<b>EASTER EGG TREASURE HUNT &amp; EASTER BONNET PARADE</b> 	<div style="border: 2px solid black; padding: 5px; display: inline-block;"> <b>CLOSED</b> </div> <b>PUBLIC HOLIDAY</b>
<b>MINI CHEFS</b> 	<b>ROUND ROBIN SPORTS ACTIVITIES</b> 	<b>WATER PLAY</b> 	<b>EARLY CLOSE AT 1230PM FOR FACILITY CLEANING</b> 	<div style="border: 2px solid black; padding: 5px; display: inline-block;"> <b>CLOSED</b> </div> <b>PUBLIC HOLIDAY</b>
Mon 10/4/23	Tue 11/4/23	Wed 12/4/23	Thu 13/4/23	Fri 14/4/23
<div style="border: 2px solid black; padding: 5px; display: inline-block;"> <b>CLOSED</b> </div> <b>PUBLIC HOLIDAY</b>	<b>PAMPERING DAY</b> 	<b>COMES + TRIS</b> 	<b>ARTS &amp; CRAFTS</b> 	<b>MINI CHEFS</b> 
<div style="border: 2px solid black; padding: 5px; display: inline-block;"> <b>CLOSED</b> </div> <b>PUBLIC HOLIDAY</b>	<b>ROUND ROBIN SPORTS ACTIVITIES</b> 	<b>SOFTBALL</b> 	<b>BOY ZONE</b> 	<b>FREE SWIM</b> 

SPORTS CENTRE OPENING UNTIL 10AM ON MON WEEKDAYS

**Program Sponsor & Supporters:**

Funded by the Australian Government in partnership with the Police Citizens Youth Club



# COME TRY YOUR SKILLS OUT




**8** WHO CAN STICK IT  
OUT FOR 8 SECONDS  
ON THE MECHANICAL  
BULL



When :- Wednesday 5th April 2023  
Where:- Albion Hotel  
Group 1. 10-12pm Group 2. 2-4pm  
**Tauro Twisters DC Fit Group ONLY 4-6pm**  
Pizzas & Refreshments Provided  
8 to 18 Years Only.

Register early to secure your spot as numbers are limited.  
Consent forms are required prior to attending and will be available  
from the Sports Centre.

Please Text Taren on 0428 190 791 for any inquiries.





# Karumba's 150th Anniversary Events

All current and past residents, as well as tourists of Karumba and surrounds are invited to celebrate our 150th anniversary as a township.

## Sunday 25th - Saturday 1st July

Sunday 25th	Monday 26th	Tuesday 27th	Wednesday 28th	Thursday 29th	Friday 30th	Saturday 1st
 <p>8am Markets at the Tavern</p> <p>8am Golf in the Gulf Golf to start at 8am so members are to arrive earlier. Contact Andrew on 0427433546</p> <p>9am - 4pm Displays, Information &amp; K150 Merchandise Civic Centre</p> <p>12pm - 3pm Paint and Sip At the front of Pelicans Inn Bookings essential Leeanne Crossland: 0427459588 karumba150years@outlook.com</p> <p>6pm Meet &amp; Greet Karumba Tavern</p>	 <p>9am - 4pm Displays, Information &amp; K150 Merchandise Civic Centre</p> <p>10am Prize Bingo at the Rec Club. Bookings essential. karumba150years@outlook.com</p> <p>12pm - 3pm Craft Afternoon at the Rec Club Bookings essential. Email: karumba150years@outlook.com</p> <p>1pm Walk Down memory lane Karumba School Tamsyn Gardiner (Principal) 0459 897 768</p> <p>6pm Karaoke with Alwyn Karumba Lodge Hotel</p>	 <p>7am Guided walk from town to point. Breakfast available at own cost. Bus trip provided back to town. Meet at Walker Street, Kath Alexander Park.</p> <p>9am - 4pm Displays, Information &amp; K150 Merchandise Civic Centre</p> <p>10am - 11am Solar Gazing at the Barra Centre Bookings essential. 47452200 or rosie.callope@carpentaria.qld.gov.au</p> <p>10am - 2pm Resource Management Information Trailer Out the front of the Civic Centre</p> <p>10am - 4pm Ian McIntosh Writers' Workshop Artists Day at the Barra Centre Bookings essential. 47452200 or rosie.callope@carpentaria.qld.gov.au</p> <p>2pm - 3pm Solar Gazing at the Barra Centre Bookings essential. 47452200 or rosie.callope@carpentaria.qld.gov.au</p> <p>7pm - 8:30pm Star Gazing at the Airport. Bookings essential. 47452200 or rosie.callope@carpentaria.qld.gov.au</p>	<p>7am Guided walk from point to town. Breakfast available at own cost. Bus trip provided back to point. Meet at Andy Donald Park, Palmer Street.</p> <p>9am - 4pm Displays, Information &amp; K150 Merchandise Civic Centre</p> <p>10am Prize Bingo at the Rec Club Bookings essential karumba150years@outlook.com</p> <p>10am - 11am Solar Gazing at the Barra Centre Bookings essential. 47452200 or rosie.callope@carpentaria.qld.gov.au</p> <p>10am - 4pm Gidgee Wellness Clinic Civic Centre out the back at the BBQ area</p> <p>10am - 4pm Ian McIntosh Writers' Workshop Artists Day at the Barra Centre Bookings essential. 47452200 or rosie.callope@carpentaria.qld.gov.au</p> <p>12pm - 3pm Paint and Sip @ Shelly Beach Bookings essential. Haylee Reeves: 0476228806</p> <p>2pm - 3pm Solar Gazing at the Barra Centre Bookings essential. 47452200 or rosie.callope@carpentaria.qld.gov.au</p> <p>6pm Karaoke with Alwyn Karumba Lodge Hotel</p> <p>6:30pm Cemetery Tour Leeanne Crossland: 0427459588 karumba150years@outlook.com</p>	<p>7pm - 8:30pm Star Gazing at the Airport Bookings essential. 47452200 or rosie.callope@carpentaria.qld.gov.au</p> <p>9am - 4pm Displays, Information &amp; K150 Merchandise Civic Centre</p> <p>11am - 3pm Community Fun Day Rec Club Food and drinks available Email for info: karumba150years@outlook.com</p> <p>6pm Trivia Night at the Rec Club Food and drinks available Bookings essential: karumba150years@outlook.com</p> <p>6:30pm Family Movie Night Kath Alexander Park Food &amp; Drinks will be available</p>	 <p>9am - 4pm Displays, Information &amp; K150 Merchandise Civic Centre</p>	 <p>9am - 4pm Displays, Information &amp; K150 Merchandise Civic Centre</p> <p>10am Gun Club Shoot Robyn Knight: 0438461221 wyrak@outlook.com</p> <p>12pm - 3pm Paint and Sip At the front of Pelicans Inn Bookings essential Leeanne Crossland: 0427459588 karumba150years@outlook.com</p> <p>6pm Bull Dust Band @ the Rec Club Food, Drinks &amp; Photo Booth</p>







## K150 Event - Karumba

Income	Activity	Details	Council	Committee	Comments
			Budget	Budget	
	RADF Grant Revenue	Bulldust Band and Accommodation	-4,600		
	RADF Grant Revenue	Printing of Books	-5,880		
	RADF Grant Revenue	Paint & Sip - Art Workshop	-3,000		
	RADF Grant Revenue	Ian Mc Intosh - Writer Workshop	-4,750		
	RADF Grant Revenue	Roy Flood - Macrame Arts Workshop	-3,520		
	Merchandise Sales	Caps, Tea Towels, Stubby Coolers etc	-5,000		
	Book Sales	Estimate 200 \$45 each	-9,000		
	Sponsorship - Other			-1,000	
	Sponsorship - Tavern		-5,000		
	Profit from Sale of Bricks			-360	
Total Income			-40,750	-1,360	
Expenses	Activity	Details	Council	Committee	Comments
			Budget	Budget	
	Photobooth	Friday / Saturday nights - travel plus event	6,100	0	PO raised
	Bulldust Band -Tavern				
	Entertainment	50% RADF Funded	9,200	0	
	Accommodation for Bulldust Band	4 Rooms x 2 Nights	1,000	0	
		Tuesday Wednesday evening plus 2 during day, includes accommodation			
	Night Sky - Stargazing		3,492	0	PO raised
	Printing of K150 Books	200 copies (mostly RADF Funded)	7,800	0	



Paint & Sip - Art Workshops	100% RADF Funded, Leanne Crossland x 2 and Hayley Reeves x 1	3,000	0	
Ian Mc Intosh - Writer Workshop	100% RADF Funded	4,750	0	
Roy Flood - Macrame Arts Workshop	100% RADF Funded	3,520	0	
Ian Quinn - Performer/Singer	No accommodation requiried.	600	0	
Karoke - Alwyn Owens	\$250 / session + \$120 Fuel	620	0	
Transport Service	\$35 / hour	1,000	0	
K150 Shifts for elected members		800	0	PO raised
Merchandise		5,000	0	Assume all will be sold
Pavers - Installation		7,000	0	Cherie to obtain quote.
Stations in Carpentaria	Signposts and Installation		0	
Opening Ceremony - Pavers	Catering	1,500	0	
Welcome to Country	Marlene	0	0	
Wages	Staff, Town Crew, Etc. for Set Up and Pack Up, Water Truck, etc.	5,000	0	
Security for Saturday evening	Security - this may be required for the Rec Club event	1,300	0	Need to obtain quotes.
Printing and Advertising	includes Event Poster	500	0	
Toilets and pump out fee	Cost from N150 Rec Club may require extra toilets for the event	1,650	0	
Movie night	Family movie night	600	0	Includes licence, wages, popcorn
<b>Other Events:</b>				
General catering for other events		2,000		
Markets at Tavern	Self organising event	0	0	
5pm Cocktails	Self organising event	0	0	
Bingo - Rec Club	Self organising event	500	1,000	Seek sponsorship plus Council will contribute some prizes.

Guided Walk from Point to Town	Self organising event	0	0	NFP Group to do breakfast and charge a recovery fee.
Guided Walk from Point to Town	Breakfast - Leanne Crossland	0	0	Bus fee included in Transport Service above.
Guided Walk from Point to Town	Bus back to the Point	0	0	
Resource Management Group and Other Information Trailer	Southern Gulf NRM	0	0	
Open Day School	Self organising event	0	0	
Cemetery Tours - 6:30 to 7:00 Start	Leanne Crossland	0	0	Water has been donated
All Day at Rec Club - Family Fun Day	Self organising event	500	0	Tables and Chairs all week to Rec Club
Karumba Civic Centre - Whats On	Manned by Committee	0	0	Council to pay for sash's, prizes for events.
Gun Club Shoot	Self organising event	300	0	This will be for medallions etc.
Total Expense		67,732	1,000	
Total P & L		26,982	-360	

## **BUSINESS PAPERS**

---

### **10.6 COMMUNITY DONATIONS AND SUPPORT**

<b>Attachments:</b>	NIL
<b>Author:</b>	Cherie Schafer - Manager Economic & Community Development
<b>Date:</b>	11 April 2023
<b>Key Outcome:</b>	2.2 – Council supports our community organisations
<b>Key Strategy:</b>	2.2.2 Council provides support for local community organisations.

---

#### **Executive Summary:**

Council receives numerous requests for donations throughout the year. The applications for donations and fee waivers listed in this report are presented for Council consideration, or advising those applications already approved by the Chief Executive Officer's delegation.

#### **RECOMMENDATION:**

That Council approves the following requests for Donations and Support and waivers of fees and charges:

1. provide a fee waiver of \$390 to Topology for the hire of Council facilities for the purpose of sharing Queensland Stories; and
2. note the Donations and Fee Waivers approved under the Chief Executive Delegation.

#### **Background:**

Council has a Community Donations and Support funding program for events held in the Carpentaria Shire. There has been expenditure \$63,471.13 against the budget of \$96,000 related to local non-profit groups for the financial year are displayed in the table below.

## BUSINESS PAPERS

Acct Code	Account	Actual
IK1000	In Kind - Bynoe	7790.91
IK1010	In Kind - Carpentaria Kindergarten	618.18
IK1020	In Kind - Country Womans Association	3300.00
IK1030	In Kind - Gidgee Healing	1100.00
IK1040	In Kind - Gulf Christian College	1054.54
IK1070	In Kind - Karumba Recreation Club	2353.51
IK1110	In Kind - Normanton Police	872.73
IK1120	In Kind - Normanton Rodeo	9138.00
IK1130	In Kind - Normanton State School	13714.31
IK1140	In Kind - Normanton Stingers	7772.73
IK1180	In Kind - Ntn Barra Classic	2763.64
IK1230	In Kind - Kurtjar Aboriginal Corporation	354.55
IK1250	In Kind - Riverside Christian College	1363.64
IK1260	In Kind - Mount Isa School of the Air	2354.55
IK1264	In Kind - VMR Karumba	409.09
IK1265	In Kind - Normanton Christian Centre	354.55
IK1721	In Kind - NWHHS	390.00
IK1722	In Kind - Aspire Cairns Community	2621.65
IK1723	In Kind - Deadly Choices	4400.00
IK1724	In Kind - NAIDOC Dinner/Ball	390.00
IK1725	In Kind - Ntn Career & Boarding School Expo	354.55
	<b>* Total *</b>	<b>63471.13</b>

### Donations and Fee Waivers for Council's Consideration

- Topology Inc will be visiting Normanton 5 September to share Queensland Stories with the community. There will be workshops held and an opportunity for community to participate in the performance. Topology requests the waiver of fees and charges of \$390 for:
  - The Normanton Shire Hall \$390

### Donations and Fee Waivers approved under the Chief Executive Delegation.

- DATSIP - Normanton Career Expo was approved a fee waiver of \$390 for the use of the Normanton Shire Hall during the March Council meeting. DATSIP has since requested Council set up tables and chairs for the Career Expo. A fee waiver has been approved under the delegation of the Chief Executive Officer for:
  - Town crew to set up tables and chairs for the Career Expo \$250

## **BUSINESS PAPERS**

---

**Consultation (Internal/External):**

- Mark Crawley - Chief Executive Officer
- External Stakeholders (applicants)

**Legal Implications:**

- Community Donation and Support Policy

**Financial and Resource Implications:**

- Within budget.

**Risk Management Implications:**

- Risks are within normal operational parameters.

## BUSINESS PAPERS

---

### 10.7 CARPENTARIA SPORT AND RECREATION PLAN

<b>Attachments:</b>	10.7.1. 2010 Sports and Recreation Plan <a href="#">↓</a> 10.7.2. Sport and Recreation Plan Action Items <a href="#">↓</a>
<b>Author:</b>	Cherie Schafer - Manager Economic & Community Development
<b>Date:</b>	12 April 2023
<b>Key Outcome:</b>	A safe, healthy, and equitable community that celebrates diversity and enjoys a quality lifestyle
<b>Key Strategy:</b>	Undertake a review of the 2010 Sport and Recreation plan and implemtn remaining strategies to best utilise the facilities and encourage further use by the community

---

#### Executive Summary:

This report provides information to Council on the Carpentaria Shire Sport and Recreation Plan 2010 and what items have been finalised, ongoing and general updates for consideration. The Carpentaria Sports and Recreation Plan – Action Items have been identified from the report and are presented to Council to note.

#### RECOMMENDATION:

That Council note the items contained within the Carpentaria Sports and Recreation Plan – Action Items.

#### Background:

During 2010 Council adopted a Sport and Recreation Plan which included to maintain and build upon the Shire's existing Sporting facilities, parks, and local play spaces. The original Sport and Recreation Plan from 2010 is attached for review.

The 2010 Sport and Recreation plan is now outdated with a number of the action items either completed, no longer relevant, ongoing or have progressed however not fully completed. Council has held several Council workshops to assess the progress of the Sport and Recreation plan and develop action items to be progressed.

Consideration was given to the 2010 Plan, to consider:

- whether some items were still relevant
- what resources would be required to progress the items
- how to progress items not finalised

The determination of whether items remained relevant was made in liaison with the local sport and recreation clubs. New action items have been considered when determining how to progress this Plan.

Attached contains the Carpentaria Sports and Recreation Plan – Action Items that now includes the updated Action Items for Council to note. This updated Action Items list does not show items that have been completed, or are no longer relevant and as items are completed, they have been removed from this list.

## **BUSINESS PAPERS**

---

**Consultation (Internal/External):**

- Mark Crawley - Chief Executive Officer
- Cherie Schafer - Manager Community and Economic Development
- Julianne Meier - Director Corporate Services
- External Stakeholders (applicants)

**Legal Implications:**

- Nil

**Financial and Resource Implications:**

- Within budget.

**Risk Management Implications:**

- Risks are relatively low - supports Council's aim of engaging with the community as well as providing key activities and facilities.



# carpentaria

## sport and recreation plan



August 2010





# Carpentaria Shire Council *sport and recreation plan*

August 2010

**This Plan has been prepared by:**

ROSS Planning Pty Ltd  
ABN 41 892 553 822  
9/182 Bay Terrace  
(Level 4 Flinders House)  
Wynnum QLD 4178

PO Box 5660  
Manly QLD 4179

Telephone: (07) 3901 0730  
Fax: (07) 3893 0593

© 2010 ROSS Planning Pty Ltd

*This document may only be used for the purposes for which it was commissioned and in accordance with the terms of engagement for the commission. Unauthorised use of this document in any form whatsoever is prohibited.*

TABLE OF CONTENTS	SECTION
-------------------	---------

<u>Recommendations</u>	I
<u>Purpose and Objectives</u>	8
<u>Background Research</u>	9
<u>Demand Assessment</u>	15
<u>Open Space</u>	25

## RECOMMENDATIONS

## SECTION 1

The Carpentaria Shire Council Sport and Recreation Plan is an opportunity for Council to maintain and build upon the Shire's existing sporting facilities, parks for locals and visitors, play spaces for children and young people and pedestrian opportunities.

Implementation of the recommendations outlined in this Plan will require strong leadership, appropriate resources from Council and a commitment to making some difficult decisions.

The dominant theme that came through the range of consultation processes and analysis is that emphasis should be placed on upgrade and enhancement of existing facilities rather than the development of new ones.

The recommendations of this study are detailed below and are grouped into four strategic areas. These are:

1. Viability of sport and recreation groups
2. Council policies, coordination and management arrangements
3. Maintenance and improvement of existing facilities and programs
4. New facilities, programs and initiatives

Priorities are assigned for each action. A high recommendation should be undertaken as soon as resources allow while medium (in the next 2-5 years) and low priorities (when resources allow) are not as urgent. However, should resources become available, in most cases projects can be brought forward. Prioritisation is often about spreading the available resources rather than the actual timing of the need.

Indoor sports facility in Karumba



## Viability of Sport and Recreation Groups

No.	Recommendation	Priority	Indicative Cost	Potential Sources of Funding
1	Facilitate a program of education and training for sport and recreation groups focusing on identified training needs. Training and club development should initially focus on: <ul style="list-style-type: none"> <li>funding and grant applications</li> <li>strategic and business planning.</li> </ul> Contact should be made with Sport and Recreation Services (Department of Communities) to explore the full range of available opportunities, including funding options.	High and Ongoing	\$5,000 (per course)	Sport and Recreation Services
2	Formalise an email (fax and postal) list to rapidly distribute information that may be of interest to sport and recreation organisations (e.g. announced funding programs or training opportunities). Council should encourage clubs to set up club email addresses rather than use the personal email addresses of club members (such as secretaries) who are likely to close the email account if they move on. Further, if gmail or yahoo accounts are established then the key members of the executive can all access the emails.	High	Staff time only	
3	Continue discussions with the Police-Citizens Welfare Association with regard to the future management of the indoor sports centre (and potentially the pool) in Normanton. Under this model, it may be possible to extend the opening hours of the pool. Additionally, a focus of any new manager should be to both program the facility for afternoon, night-time and weekend activities and look to develop formal sporting opportunities. Finally, new management should look to reconfigure the entry to the facility to have a single point of entry to the indoor sports centre, pool and new playground facility (under construction).	High	Dependant on agreed management model	Sport and Recreation Services (program delivery)
4	Council should assist the Karumba P&C or Karumba Children's Centre to conduct a bronze medallion course to ensure enough appropriate pool supervisors are available in the town. Programs (such as learn-to-swim and aqua aerobics) should then be implemented. Finally, set times for public access to the pool and ensure staff are rostered on at these times.	High	\$10,000	Sport and Recreation Services

## Council Policies, Coordination and Management Arrangements

No.	Recommendation	Priority	Indicative Cost	Potential Sources of Funding
5	<p>Consider making future budget allocations to subsidise applications to Sport and Recreation Services' Minor Facilities Program.</p> <p>Under this program, applicants (must be incorporated not-for-profit clubs) must have one-quarter of the total project cost while Sport and Recreation Services will contribute up to three quarters of the project cost. Budget permitting, Council should consider providing 50% of the contribution of the club (one-eighth of total project cost) subject to the club providing the same, and being successful in their final application.</p> <p>This process ensures the club takes responsibility for the project by financially contributing, but the majority of project costs (seven-eighths) are still borne by Council (one-eighth) and the State Government (six-eighths), minimising the operational impact on the club. As an example, by contributing \$5,000 under this system, Council would see the completion of a significant community project to the value of \$40,000.</p> <p>To ensure the equity and transparency of this process, it is recommended that Council invites clubs to submit proposals for their consideration under this scheme. Submissions should be evaluated against criteria similar to that of the Minor Facilities Program (such as community benefit, ability to deliver, project viability, etc) to determine which project(s) will be supported.</p>	High and ongoing	\$50,000 to \$100,000 (annually)	Sport and Recreation Services
6	Review annual budget allocations for sport and recreation purposes to ensure adequate funding is available for the development and management of facilities and program provision. Council funding should also be used to attract external funding from sources such as the Department of Communities.	High	Budget to be allocated	
7	<p>Consider employing a Sport and Recreation Development Officer to assist sports clubs with issues such as club governance and facility planning and in the preparation of funding applications for clubs and Council.</p> <p>Council should investigate opportunities to fund this position through the State Government's Local Sport and Recreation Jobs Plan (where up to \$52,000 per annum is available for up to three years).</p>	High	\$10,000 to \$15,000	Sport and Recreation Services
8	Review the achievement of the recommendations of this Plan annually and undertake a major review in five years.	Medium and ongoing	Staff time only	

## Maintenance and Improvement of Existing Facilities and Programs

No.	Recommendation	Priority	Indicative Cost	Potential Sources of Funding
9	Trial 'permanently' opening the outdoor multi-use court in Karumba and the rugby league field, cricket field and cricket practice nets in Normanton to allow public access (outside formal training and competition). Monitor any vandalism and re-assess the trial if necessary.	High	Staff time only	
10	Improve off-road walking and cycling opportunities in Karumba. Construct a shell grit track 'on top of' the sewerage line linking the Recreation Centre and The Point. Look to link this track with the indoor sports centre and residential areas. The link with the indoor sports centre should follow the existing desire line. If practical, provide markings at regular distances to designate different length circuits (or adopt the 10,000 step markings).	High	\$180,000	Sport and Recreation Services
11	Investigate opportunities to extend the gym in the Normanton indoor sports centre into the existing void at the front of the building. This change may require providing alternate emergency access to the building off either Burke Developmental Road or the rear of the indoor sports centre.	High	\$40,000	Gambling Community Benefit Fund
12	Prepare a master plan for the Normanton Showgrounds. Prioritise future facility development according to the adopted master plan.	High	\$15,000-\$25,000 (plan preparation) Additional budget requirements depending on master plan outcomes	User Groups
13	Develop a suitable skate facility and small bmx jump facility at the skate facility site in Karumba forming a precinct with the indoor sports centre.	High	\$110,000	Sport and Recreation Services
14	Investigate opportunities to improve ventilation in the indoor sports centres in both Karumba and Normanton. It is likely that the addition of large extraction fans would be beneficial.	High	\$20,000	
15	If the Police-Citizens Youth Welfare Association (PCYC) takes over the management of the indoor sports centre in Normanton, facilitate discussions between PCYC and the Bee Stingers Cheerleading group with a view to providing simple equipment (such as tumbling mats) to enhance the operations of the group. Additionally, the Cheerleading group should look at opportunities to become incorporated (perhaps under the PCYC banner) so that they can access funding for equipment and for coach education and accreditation.	High	\$10,000 to \$20,000	Gambling Community Benefit Fund
16	Assist the Karumba Recreation Club to construct a small amenities facility for all users of the facility.	High	\$80,000	Sport and Recreation Services
17	Install seating, fencing and potentially a pathway in Sunderland Park.	High	\$25,000 to \$35,000	
18	Assist the Normanton Bowls Club to replace the synthetic green.	High	\$180,000	Sport and Recreation Services User Group
19	Assist the Normanton Cricket Club to develop a second cricket practice net adjoining the existing net at the Normanton Recreation Reserve.	High	\$12,000	Gambling Community Benefit Fund User Group
20	Assist the Normanton Gun Club to construct a second amenities facility.	High	\$45,000	Gambling Community Benefit Fund User Group



carpentaria shire council sport and recreation plan

No.	Recommendation	Priority	Indicative Cost	Potential Sources of Funding
21	Erect a small storage facility in the north west corner of the Normanton pool for the storage of pool blankets.	High	\$8,000	Gambling Community Benefit Fund User Group
22	Look at opportunities to conduct a program of holiday activities in both Normanton and Karumba. One of the primary target groups of this program should be teenagers (e.g. movie nights, skate and bmx demonstrations and competitions).	High	\$5,000	Sport and Recreation Services
23	Prepare a foreshore master plan for The Point (Karumba). A focus of the plan should be the foreshore and include key sites such as the new boat ramp (to be constructed), Andy Donald Memorial Park (and the adjoining vacant land) and the vacant land along the foreshore north of the Karumba Tavern. The Plan should include consideration of developing a walking path and designating car movements and parking along the foreshore to the north of the Karumba Tavern.	Medium	\$30,000 to \$40,000 (plan development)	
24	Develop appropriate playing lights at the cricket field in Normanton. Any field lighting should be designed so that it does not restrict the ability to develop additional fields for rugby league (or a new sport such as football) training and matches in the future.	Medium	\$165,000	Sport and Recreation Services User Groups
25	Identify a site at the Normanton Recreation Reserve to develop a skate facility (potentially in the area between the end of the pool and the cricket practice nets).	Medium	\$100,000	Sport and Recreation Services
26	Encourage BYNOE to re-establish BYNOE Park as a community facility and to ensure appropriate ongoing maintenance.	Medium	Staff time only	
27	Install simple play equipment at L.E.W. Henry Park.	Medium	\$45,000	
28	Develop an off-road concrete walking/cycling loop around Normanton.	Medium	\$300,000	Sport and Recreation Services
29	Investigate the installation of rubber matting on the tee blocks and the conversion of the sand greens to synthetic greens on the golf course at the Karumba Recreation Club.	Medium	\$40,000 to \$60,000	Sport and Recreation Services Gambling Community Benefit Fund
30	Complete general facility upgrades at the Karumba Recreation Club clubhouse.	Medium	\$30,000	User Groups
31	Consider assisting the Normanton Golf Club to identify key developments that could enhance the quality of the course (and in promoting the facility to residents and tourists). Prepare suitable funding applications.	Medium	Dependant on identified developments	Sport and Recreation Services Gambling Community Benefit Fund
32	Conduct a range of facility upgrades at the Normanton Gun Club including upgrade to the existing water supply, providing power and lighting to the fourth down-the-line layout and erecting shade covers over the down-the-line and trench layouts.	Medium	\$40,000 to \$50,000	Sport and Recreation Services Gambling Community Benefit Fund User Group

carpentaria shire council sport and recreation plan

No.	Recommendation	Priority	Indicative Cost	Potential Sources of Funding
33	Consider the development of a range of recreation opportunities at the dam on the southern side of Normanton. Appropriate facilities may include picnic tables and benches. Additionally, the site may be appropriate for the development of an informal bmx facility. Any works in this area must be sympathetic of flooding. An appropriate crocodile risk assessment should be undertaken before any development is considered.	Medium	\$10,000 to \$15,000	
34	Seal the car park that services the Normanton Bowls Club and Normanton Rugby League facility.	Low	\$25,000 to \$30,000	
35	Extend the Normanton Gun Club clubhouse toward the down-the-line layouts and develop a sporting clay facility.	Low	\$50,000 to \$60,000	Sport and Recreation Services Gambling Community Benefit Fund User Group

## New Facilities, Programs and Initiatives

No.	Recommendation	Priority	Indicative Cost	Potential Sources of Funding
36	Construct a multi-use sports oval for use by residents and the school at the rear of the Karumba indoor sports centre further enhancing this precinct.	High	\$50,000	
37	During peak tourist time, designate an officer to 'police' illegal camping in Karumba (particularly along the foreshore directly to the north and south of the Karumba Tavern).	High	Staff time only	
38	Work with the local police and youth to identify an area on the outskirts of each town suitable for unsupervised motorbike riding. This may require the allocation of a dedicated route for riders to use to access each site.	High	Staff time only	
39	Identify a site on the southern side of Normanton (potentially the land on the corner of Woodward and Thompson Streets) to develop a simple local park (with play and picnic facilities).	High (investigate) Medium (develop)	\$100,000 (does not include land purchase)	
40	Identify a site at the Highbanks in Karumba to develop a simple local park (with play and picnic facilities).	High (investigate) Medium (develop)	\$100,000 (does not include land purchase)	
41	In developing new parks in the Shire, Council should consider opportunities to provide a range of age-appropriate play rather than similar 'off-the-shelf' elements. Additionally, these new parks should be kept as local parks only and not over-embellished with facilities such as barbecues.	High	Staff time only	
42	Develop the 'park' on Karumba Development Road with simple play and picnic facilities.	Medium	\$100,000	

## PURPOSE AND OBJECTIVES

# SECTION 2

### Purpose

The purpose of the project, as established in the Project Brief issued to consultants, was:

*“...to provide Carpentaria Shire Council with a review of existing facilities and short and long term strategies for existing facilities and/or development of available open spaces and recreational resources to meet the future needs of Carpentaria Shire residents and Council”.*

### Objectives

A wide range of objectives was included in the Project Brief. The key objectives were:

- identify existing sport and recreation clubs, facilities and infrastructure
- assess current usage of existing sport and recreation facilities and infrastructure
- identify surplus or shortfall facility provision
- formulate strategies and initiatives to increase sport and recreation participation rates throughout the Shire
- identify opportunities for regional activities to be hosted in the area
- identification of potential funding sources and opportunities
- identification of development (and recurrent) costs.



*Kryz-the Savannah King on display in Normanton*

## BACKGROUND RESEARCH

# SECTION 3

### Existing Plans and Studies

The study team was provided with a number of Council documents that may influence the development of the Plan.

Carpentaria Shire has never prepared a sport and recreation plan, so this Plan will be Council's first. There was an attempt in recent years to prepare a sport and recreation plan, however, this was never completed.

#### Council Plans

##### Carpentaria Shire Council Corporate Plan (2009 to 2013)

The Corporate Plan is Council's over-arching document, guiding its operations over a five year period.

Council's key focus is clearly on the provision of 'hard infrastructure' such as the Karumba airport (completed in early 2010) and Karumba sewerage, road and power upgrades. As a result, sport and recreation provision receive little emphasis in the Corporate Plan. This is further highlighted in the section that outlines the need to lobby the State and Federal Governments to maintain and increase regional facilities. The facilities listed for consideration include water infrastructure, airport facilities, power and telecommunications upgrades, port improvements and land accessibility. The provision of sports facilities is not listed as an issue for government lobbying.

However, it should be noted that one of Council's four goals is:

*"...to establish and efficiently manage infrastructure and resources which will help the social well being of the community..."*

Sport and recreation is one of the areas of consideration under this goal.

##### Carpentaria Shire Council Operational Plan 2009/10

The Operational Plan provides Key Performance Indicators (KPIs) across the quadruple bottom line components (governance, economic, environment, social). The KPIs relating to sports facilities include utilisation, compliance and community value. Additionally, Council's performance in parks and gardens provision is evaluated according to whether maintenance schedules are achieved.

#### Council Policies

##### Grants to Community Organisations

This policy outlines Council's intention to provide grants to community groups in an equitable and transparent manner. Council assistance may be in the form of direct cash grants, provision of assets, and/or concessions (such as rates concessions).

If Council decides to grant a concession (such as rates remissions) to a category of community organisations, then that concession applies



carpentaria shire council sport and recreation plan

to all groups within that category. Council may also provide grants of up to \$5,000 to individual organisations in emergency situations.

#### Low Interest Loans to Sporting Clubs Policy

The Policy outlines that loans will only be considered where:

- the club can demonstrate that a need exists and the potential benefits for the Carpentaria Shire community
- an application has been submitted
- the loan is for capital purposes.

Clubs need to contribute financially to the project and attempt to secure funds from other sources (such as grants and sponsorship). Generally, clubs can apply for up to \$100,000 with repayments to be made over no longer than fifteen years with an interest rate of 50% of the appropriate Queensland Treasury Corporation rate.

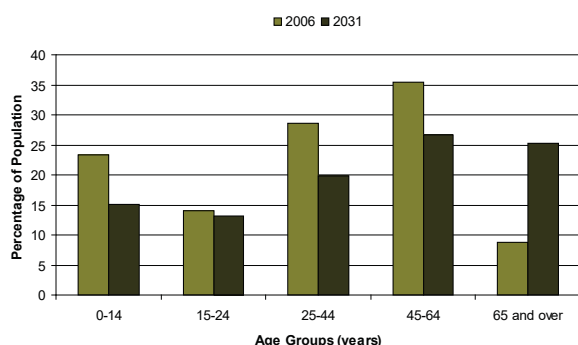
## Demographics

Understanding population size, growth and demographic characteristics is fundamental to responding to community needs and providing sport and recreation facilities and programs. Estimated population projections also assist in quantifying likely future demand and in prioritising land/facility developments.

Population decreases are projected for the Carpentaria Shire Council<sup>1</sup>. In fact, by 2031 the population is expected to be 1,947 (a decrease of almost 200 residents from 2008).

Using the State Government's medium series population predictions, the changes to the different age cohorts between 2006 and 2031 are shown in Figure 1. Decreases in both proportion (and actual number) are predicted for all age cohorts other than of sixty-five years and above. A significant increase in those aged 65 and above should guide Council in the planning of appropriate facilities and programs. It is projected that both the proportion and actual number of people aged 65 and above will almost treble between 2006 and 2031, with the median age of the population increasing from 36 to 41 years.

Figure 1: Change in population composition to 2031



In contrast to State Government projections, it is important to note that Council is of the opinion that population growth is likely in the Region (particularly in Normanton). For instance, a range of new health-related positions are being developed in the town (e.g. two new doctors, eight clinicians and twenty drug and alcohol-related staff) resulting in the need for construction of additional housing. Additionally, there is strong belief that Census data under-represents indigenous statistics with certain sections of this community considered poor at completing surveys.

A summary of the population characteristics for the key urban centres can be found on the following page<sup>2</sup>. The stand out characteristics from this table include:

- slightly higher proportion of young people (10 to 14 years) Council-wide and in Normanton, but a noticeably lower proportion of young people in Karumba. Given this, it is not surprising that Karumba has a much higher proportion of those in the 45 years and above cohorts compared to Queensland as a whole
- Normanton has a very high proportion of residents that identify as indigenous (60% compared to the whole of Queensland proportion of 3.3%). In contrast, the proportion of indigenous residents in Karumba is much lower (9%)

- reflecting the older age of the community, there are a large number of couples without children living in Karumba
- Normanton has a high proportion of one parent families and dwellings with no motor vehicle
- Karumba has a high proportion of low income households
- Council-wide there is a low proportion of dwellings with internet access.

The aging of the population is an important consideration for sport and recreation planning. An older population is more likely to seek unstructured recreation and physical activity pursuits such as walking, swimming, fishing and social clubs. The significant proportion of people in this cohort (65 years and above) will put pressure on Council to implement and continue to extend its footpaths and trails network and provide age-appropriate activities and programs for older residents.

With an older population and a high proportion of low income earners, the provision of low cost and easily accessible recreation and physical activity opportunities is imperative across the Region. Further, with limited internet access, appropriate promotion of activities and events needs to be considered.

Additionally, Council needs to consider some of the unique characteristics of its towns. For instance, the high proportion of dwellings without motor vehicles in Normanton indicates the importance of activities being held within close walking distance of the residential areas. Fortunately, most facilities are within walking distance in the town. Additionally, buses may need to be provided for activities and events in Karumba or at outlying facilities such as the Showgrounds, Golf Club and Clay Target Club.

1 Planning Information and Forecasting Unit, Population and Housing Fact Sheet - medium series, August 2009

2 2006 Australian Bureau of Statistics (Census of Population and Housing)

carpentaria shire council sport and recreation plan

Table 1: Demographic characteristics

Characteristic	Carpentaria	Normanton	Karumba	Queensland
<b>Number of People</b>	1,938	1,100	519	3,891,568
<b>Age Profile</b>				
Aged 0 to 14	23.2%	27.4%	14.8%	20.7%
Aged 15 to 24	13.7%	13.0%	8.5%	13.8%
Aged 25 to 44	27.9%	31.0%	21.0%	28.2%
Aged 45 to 64	26.0%	22.0%	39.1%	25.0%
Aged 65 and over	9.2%	6.6%	16.6%	12.3%
Median Age	31	31	47	36
<b>Ethnicity and Cultural Diversity</b>				
Identifies as Indigenous	37.9%	60.1%	8.5%	3.3%
Born in Australia	78.9%	80.4%	70.1%	75.2%
Speaks only English at home	85.3%	85.3%	82.7%	86.4%
Speaks language other than English at home	1.8%	1.2%	1.7%	7.8%
<b>Household Composition and Income</b>				
Family households	72.7%	76.0%	71.0%	72.7%
Lone person households	23.7%	21.1%	26.1%	22.8%
Other households	3.5%	2.8%	2.9%	4.5%
Household income under \$500 per week	23.0%	13.7%	40.1%	20.6%
<b>Family Composition</b>				
Couples without children	43.3%	34.6%	60.8%	39.2%
Couples with children	38.4%	38.4%	30.8%	43.3%
One parent families	17.4%	25.5%	8.4%	15.9%
<b>Other Characteristics</b>				
Dwellings with an internet connection	44.4%	38.4%	46.7%	64.8%
Dwellings with no motor vehicle	12.9%	19.5%	6.1%	8.2%



## Trends in Sport and Recreation

### Sporting Trends

Councils face an increasing trend to develop and re-develop sporting fields to a higher level in order to increase carrying capacity.

Upgrades, such as field lighting and irrigation, allow training and competition times to be extended and increase the ability of fields to cope with the resulting wear and tear. Given the current water challenge facing most of Queensland, this strategy may conflict with the requirement to reduce water consumption.

The sporting clubs in the Region have a range of facilities from quality State-level facilities (e.g. Normanton Gun Club) through to facilities in very poor condition (e.g. Normanton Golf Club). Understandably, there have been a number of requests for facility upgrades to make them attractive to current, and potential new, members.

There is likely to be some pressure on Council to assist with planned upgrades as well as new facilities as the groups will not be able to meet the costs on their own. Obtaining State Government grant assistance will be important in defraying some of these costs.

One of the unique issues (compared with coastal clubs) faced by sporting clubs in Carpentaria is travel costs and travel time. Teams travelling to regional and state events face long transit times. Even for teams competing in local events, travel can be an issue. The local rugby league team can travel up to eight hours each weekend—a big ask to play club fixtures.

Many of the Region's sporting clubs are struggling to attract volunteers. In fact, many clubs are driven by one or two key people.

At a national level, the Australian Sports Commission's *Participation in Exercise, Recreation and Sport Survey* (ERASS) has noted that AFL, football (soccer), outdoor cricket, touch and lawn bowls have all experienced participation increases between 2001 and 2008. In contrast, martial arts and tennis have suffered the greatest decreases in participation. A comparison of ERASS reports across recent years shows that in Queensland, a wider range of sports have enjoyed growth. These include AFL, basketball, cricket, football (soccer), gymnastics, hockey, lawn bowls, netball and touch. Similar to national findings, tennis participation has decreased while in Queensland participation in martial arts has remained relatively constant.

Given the remote nature of the sporting clubs in Carpentaria, it is not surprising that the ERASS findings are not well supported in the Region. Firstly, there are few formal sporting opportunities in the area to compare to the ERASS data. Finally, the only club reporting steady growth is the Normanton Gun Club with all other clubs noting stable membership at best.

### Recreation and Physical Activity

Factors such as age, gender and family life-stage can impact on the type of activities and frequency with which people recreate. For example, current trends show:

- walking is the single most frequently undertaken activity across the Queensland population (32.0%)
- along with walking, aerobics/ fitness, swimming, cycling and running are in the top five activities for Queensland residents
- there is substantially higher participation in informal, unstructured activities than in organised sports
- older people are more likely to participate in informal, unstructured activities with young people being more likely to engage in organised sports
- women, older adults, married people (or those in de-facto relationships), people in lower income households and obese people are less likely to participate in sufficient physical activity.

### The Play Experience

To an adult, play is a way to pass time, with no immediate useful product. To a child however, play is doing something interesting or enjoyable that they are in control of. Through play, children can be anyone, at anyplace, at anytime.

To a play-planner, play is the outcome of a sophisticated interaction between the physical setting, the play opportunities and the child users. When carefully planned, a play facility instantly delivers benefits to the delight of the child users. It can also have wider benefits such as promoting the child's physical, emotional and social competencies, or by providing a community asset for either active or passive enjoyment. Children at play should be seen as an integral component to any public park facility.

#### What, Where and How do we Play?

The criterion of a successful play experience is whether children want to return. Play experiences need to incorporate many or all of the following characteristics:

- Physical form—the play area needs to be adapted to the physical landscape (rocks, trees, and gullies) and supplemented by man-made variations (mounds, bridges, platforms). It can beneficially reflect the local sense of place or identity.
- Child and adult participants—consider the local demographics within the user groups. There is a need to offer separate areas for different age groups (2-5 years, 5-12 years, and 12+ years), while providing for active adult supervision or for adult passive watching.
- Safety—the play area should be accessible to all, including the physically challenged and supervisors with prams. The design must incorporate safety standards to prevent traumatic events, but still provide challenge and invitation to explore.
- Invitational design—this tends to be subtle, so that children spontaneously move between play opportunities - exploring and discovering, using their imaginations to create new uses for infrastructure or loose parts (water, sand, and leaves), interacting with each other and utilising rhythm, movement, co-ordination and balance.

When an area for play cannot deliver on the four points above, then the users will be less than satisfied and will not want to return.

#### A Play Experience versus a Playground

A play experience is, or should be, vibrant and exciting—whereas a playground is just the infrastructure that is provided. The difference is somewhat like that between a mountain bike ride and a stationary bicycle. More importantly, a play experience does not innately require the installation of structured play equipment. Interesting and interactive places to play and explore may be created by designing magical and evocative landscapes. This may include sculpting the earth or utilising the natural contours, planting (for example, vegetated tunnels or mazes, forests) and/ or utilising various textures and materials such as creative paving patterns (stepping stones, steps, edgings for balancing). A play space may incorporate interesting views or vistas, showcase art or innovation (mobiles and alternate energy sources), sculptural park furniture, landscape structures or buildings.

Play experiences may incorporate elements such as:

- storytelling/ sculpture trees
- labyrinth/ mazes/ tunnels of plants
- hidey holes
- mist water play
- meandering paths
- meeting places
- water jets
- musical play.

carpentaria shire council sport and recreation plan

The common characteristic in all of these elements is that the infrastructure suggests (but never dictates) how it is to be used. Moreover, each element can be used in many ways—common sense says that a toddler will use a mist water play area quite differently to a 12 year old child.


Such unstructured play needs to complement and be integrated with other recreational facilities to encourage active recreation for children, youth and adults. Examples include:

- basketball courts/ hoops
- play structures/ equipment
- cycling/ pedestrian networks and skill development trails/ circuits
- attractive open space areas for ball games etc
- water play parks
- surfaces and markings for games such as hopscotch and handball
- swings for all ages including adults
- flying foxes/ climbing walls
- fitness stations/ training equipment.

Carpentaria Shire currently has very limited play opportunities. However, a significant all abilities playground is due to be developed in Normanton in 2010.

This play area will offer some variety from the norm. It will include four play zones (junior, senior, swings, and sand and water play). The facility will involve various play elements such as a bird's nest swing, adventure play system, spinning carousel, play cottage, octopus seesaw, interactive musical panels, decorative totems and open play spaces.

The images on this page show various forms of play experience, quite different from the traditional playground.





## DEMAND ASSESSMENT

## SECTION 4

### Consultation

Extensive consultation was undertaken to understand the wants, needs and desires for sport and recreation in the community.

Broadly, consultation was undertaken with:

- each sport or recreation club in the Shire
- two, open-invitation, community meetings
- a meeting with sport and recreation organisations
- a range of Council officers and Councillors
- school students at all schools
- Normanton Indoor Sports Centre Manager
- various community groups.

The results of this consultation is detailed below.

### Council

#### Councillors

Outcomes from the discussions held with Councillors are summarised below:

- need programming, not just facilities, to give the kids something to do - 'keep the kids off the streets'
- new play facility will offer a range of opportunities in Normanton
- additional play and picnic facilities are required in both towns
- residents have highlighted the need for qualified staff to run facilities
- Council can generally attract funding to build new infrastructure but has difficulty resourcing ongoing management and maintenance
- perception amongst some residents that Council does not support community groups in an equitable fashion

#### Council Staff

The key feedback from discussions with Council staff included:

- the Normanton indoor sports centre does not function well yet requires significant annual resources (predominantly wages and maintenance)
- ladies fitness group in Normanton is one of the more active organisations in the Shire
- an all abilities playground will be established at the Normanton Recreation Reserve in 2010. Unfortunately, barbecue and picnic facilities will not be included in the initial stages of development
- the Normanton Showgrounds is a key community facility
- Council had a Town Beautification Plan prepared in late 2006. While Council were pleased with the design concepts both the establishment and recurrent costs were beyond Council's resource realities.

*Play opportunities in Karumba*



## Community Meetings

### Karumba

#### *Play Opportunities*

There is only one playground, at Kath Alexander Park, near the Indoor Sports Centre, to service the three communities. There should be at least one playground in each of the three communities as well as another playground in Andy Donald Memorial Park in Karumba.

In Karumba, most teenagers attend boarding school only returning at school holidays. At these times, they are looking for activities to do. It was suggested that a good skatepark<sup>1</sup> would be well used as well as a BMX area and an area to ride motorbikes.

A parcel of land exists on Karumba Development Road that is designated as parkland. However, it is currently used as a 'rubbish dump' and a parking area for adjoining residents. This land should be developed as parkland.



*Inappropriate fencing on the Karumba foreshore*

#### *Recreation Opportunities*

The community meeting started by considering the "positives" and noted that the Karumba Indoor Sports Centre and the Karumba Recreation Club were good facilities providing a range of community sport and recreation services.

The development of walking paths that connect Karumba to Karumba Point, the cemetery and Recreation Club were well supported. It is understood that these will be developed as part of the sewerage network to be installed—that is, the path will be the bare ground above the pipe network and will be finished with shell grit. The addition of bird hides and exercise stations, at a later point, were considered a worthwhile addition for tourists (and locals).

Another idea that was well supported both at this meeting and in later discussions was tidying the foreshore between Andy Donald Memorial Park and Picnic Point. The area has been fenced for years to allow trees to be grown and for erosion control. The community believe that the fences can now be removed and the area mown and tidied. Recreation use and physical activity should be allowed. However, camping is not considered appropriate. On the matter of camping there is some illegal camping, during peak season, along the foreshore adjacent to the aerodrome and there is no Ranger to

<sup>1</sup> The current "half-pipe" has not been designed correctly and cannot be used for the purpose it was built for. Also, it is made of steel and gets very hot in summer.

control this activity.

The foreshore from the Karumba Point Tavern to the end of the aerodrome should have a walking path along it as well as more clearly defined vehicle access and car parks (maintain the vehicles away from the edge so that walking is not obstructed)<sup>2</sup>. Along this section there are two illegal fences that, presumably, are intended to discourage people using this area of public land. These fences should be removed.

#### *Tourists*

It was obvious from the consultation that there are marked differences in the Karumba community between the wet and dry seasons. During the wet season, the population is probably close to its reported 600 residents. During the dry season, when the 'grey nomads' and other tourists arrive, the population may be more like 2,500 to 3,000 people.

The provision of sport and recreation facilities must consider the needs of this enormous population influx as, no doubt, these people are an important part of the local economy.

Other matters discussed include:

- the State Government is funding a new boat ramp at the Point
- the addition of fitness equipment on the walking paths, or elsewhere would be popular
- entrance statement to town has been discussed, designed but not actioned
- the indoor sports centre is very hot and requires better ventilation
- Council provides support to the P&C to run programs at the Indoor Sports Centre and to supervise community use of the swimming pool
- issues about the Recreation Club (however, as the Recreation Club was interviewed separately they are reported in that section)
- there is no Council-managed or maintained sports oval in Karumba
- various maintenance issues as a result of recent storms (e.g. slight undermining of the picnic shelter at the Point and the steps down to the beach in front of the Karumba Point Tavern).

Later, during broader consultation, a resident who could not make the community meeting offered her suggestions. She was supportive of the community meeting outcomes but offered an additional suggestion that a covered area for dances could be developed along the foreshore.

### Normanton

#### *Play opportunities*

The town is sadly lacking in play opportunities for young people. There used to be a small playground in Joyce Travers QCWA Park, however, this was removed by Council due to ongoing vandalism. (Representatives from the QCWA would not like this playground reinstated. Rather, they would like to see murals erected in the park that recognise long-standing local families).

BYNOE Park is not considered a safe place for young people to visit. Previously, it was an attractive community site—but this is no longer the case.

To cater for the needs of the older youth in town, Council should consider developing a skate facility. Most afternoons and on weekends, there are lots of children out riding their bikes and ripsticks on the roads.

<sup>2</sup> This idea was mentioned to other people during the course of the consultation and received very strong support on all occasions.

carpentaria shire council sport and recreation plan

While the indoor sports centre has the potential to be a quality resource, it is poorly programmed and primarily used as a day care centre.

### *Recreation opportunities*

There are several small groups of committed walkers in town. While there are many stray dogs that detract from the enjoyment of walking, these groups continue to walk loops around town and around the racecourse. These walkers would appreciate a dedicated concrete loop (exercise track) for walking and cycling.

There was some perception that the trial conducted on opening the pool during mornings was flawed as it was conducted over the Christmas holiday period. Some attendees felt the pool should continue to be opened in the morning and that Council should consider opportunities to open the pool to year-round use.

### *Tourists*

The town gets a large influx of tourists during the dry season. While fishing is the most popular activity for tourists, many also enjoy learning about the history and culture of the town or taking train excursions. Council could consider further developing the old bridge site as a recreation destination for locals and tourists.

Views across the Normanton pool



## carpentaria shire council sport and recreation plan

### Community Survey

Every household in the Carpentaria local government area was given a Household Community Survey. The survey asked respondents their views of the provision of sport and recreation facilities and programs in Carpentaria Shire.

A total of seventeen surveys were returned. This is not sufficient for any statistically valid reporting so the information provided should be used as a guide only.

Question 1 asked respondents what they liked about the parks, sport and recreation opportunities available in the Shire. Residents from both Karumba and Normanton noted the importance of the indoor sports centres. Additionally, Normanton residents liked the ladies fitness classes and the rodeo. Karumba residents noted that facilities were, generally, clean and tidy.

Question 2 was the 'flip-side' of Question 1 and asked people what they did not like about parks, sport and recreation in the Shire. For Karumba residents the most common response was poor park maintenance (interesting given that one of the 'likes' for the area was clean and tidy facilities). Additional comments from Karumba residents included:

- not enough facilities
- difficulty accessing the indoor centre and its poor ventilation
- lack of oval space.

The two most frequent responses from Normanton residents were insufficient opening hours at the pool and Council inequity in dealing with sports clubs. Additional dislikes included:

- not enough parks
- gym is too small
- lack of formal sport for women
- unrestrained dogs
- water temperature in the pool is too cold
- the standard of rodeo facilities
- upkeep of the indoor centre
- upkeep of the parks.

Question 3 asked "what changes, new facilities or programs would you like to see to improve parks, sport and recreation in the Region?" The key messages from Karumba residents were the need for a sports oval, walking/cycling link between the Point and town and new boat ramp at the Point. Additional comments included:

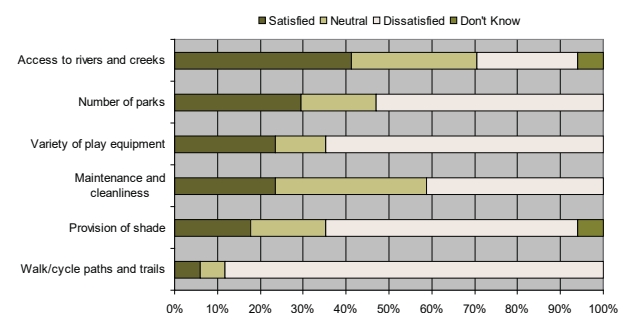
- more parks
- opportunities for formal sport
- the provision of a gym
- public pool.

Normanton residents were keen to see the gym expanded, more parks and play opportunities and longer opening hours at the pool. Further feedback included:

- more formal indoor sport opportunities
- skate facility
- path links around the town
- additional parks.

Question 4 asked households to rate their satisfaction (from satisfied to dissatisfied) with various aspects of parks and reserves. The results are shown in Figure 2.

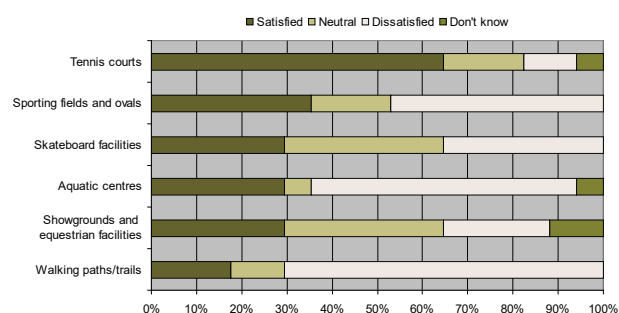
Figure 2: Satisfaction with parks and reserves in Carpentaria



The results suggest that residents are dissatisfied with most aspects of parks and reserves. The only somewhat positive result was for access to rivers and creeks. Given Normanton's location adjoining the Norman River and Karumba's coastal location, this result is not surprising. Given the lack of off-road walking and cycling opportunities in both towns, the high dissatisfaction result for this aspect was expected.

Question 5 asked respondents how satisfied their households were with a range of community, sport and recreation facilities (see Figure 3).

Figure 3: Satisfaction with a range of community, sport and recreation facilities



Clearly, respondents were satisfied with access to the lit tennis courts that are available in each of the towns (adjoining the indoor sports centres). Respondents were also somewhat satisfied with the provision of skate facilities and showgrounds. The skate facility result is somewhat surprising given the lack of appropriate skate facilities in each town. The result may reflect a bias from those completing the survey as skate facilities are often not desired by sections of the community.

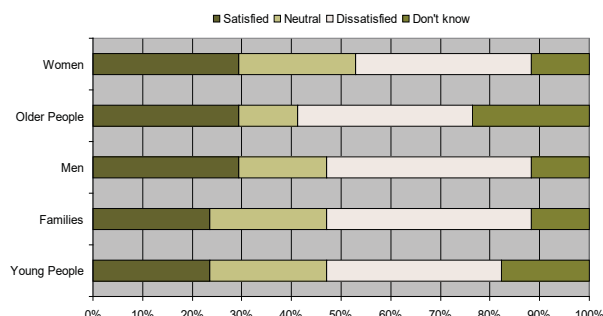
Respondents were most dissatisfied with aquatic centres and walking paths/trails.

Question 6 assessed respondents' satisfaction with sport and recreation activities and programs.



## carpentaria shire council sport and recreation plan

Figure 4: Satisfaction with activities and programs



This result showed a, generally, mixed response. This may reflect the fact that Council provides few programs. The provision of quality formalised programs and activities is an area where a little Council investment may see significant positive results.

### School Playshops

Discussions were held with all of the schools in the Carpentaria Shire. The aim of these sessions was to develop a snapshot of participation trends for youth. The difference between 'sport' and 'recreation' was explained and the students were asked four questions.

The questions were:

- whether they were involved in club sport (outside the school system)
- what existing sport and recreation they enjoyed in their area
- what sport and recreation they thought was missing
- what sport and recreation they would develop for the community if each won Gold Lotto.

To provide results that could be compared across the Region, in primary schools Year 5, 6 or 7 classes were targeted while in the secondary school the Year 8 class was spoken to. A total of 72 students were involved in the playshops.

### Participation in Club Sport

Approximately 25% of the Normanton students surveyed participated in club sport outside the school sport system. In contrast, none of the students from Karumba were involved in club sport. (Given the limited formal sport opportunities in Karumba, this finding is not surprising).

Participation by girls was higher than for boys. In fact, only two primary school boys and no secondary males were involved in club sport. A total of eight girls were involved in club sport (with seven of these being primary school-aged).

The boys were involved in swimming and rugby league, while the girls were involved in swimming, cheerleading and rugby league.

As indicated above, compared with primary school students, far fewer of the secondary youth surveyed are involved in formal sport outside the school system. This finding is in-line with most areas in Australia where drop-off from formal sport begins in the 13 to 15 years age bracket as many face additional time pressures from part-time work, increased study load and relationships.

### Sport and Recreation Likes

NORMANTON—The indoor sports centre was the favourite venue for youth. Additionally, the pool was well patronised during school holidays. Many of the youth also ride bmx bikes and ripsticks on the roads and motor bikes out around the dam. Finally, a number of the

younger students noted that they enjoyed climbing on and over Krys the crocodile.

KARUMBA—The youth enjoyed the Gulf multi-sports event conducted each term. Most youths spent their spare time riding bmx bikes, skateboards and ripsticks.

### Sport and Recreation that is Missing

NORMANTON—The two key messages from the youth in Normanton were the need to develop a skate facility and the need for additional play opportunities. Additionally, the youth would like to play club soccer and a safe facility to ride motorbikes.

The secondary students noted the need for a structured program at the indoor sports centre. Currently, kids go there and 'just run amok'.

KARUMBA—The highest priority for the youths in Karumba were (in order) the development of a sports field with multi-sport posts, better play opportunities at the Recreation Club and a bmx facility. Additional comments included the need for a skate facility, a motor bike facility and to open the outdoor courts.

### Gold Lotto—Developing Sport and Recreation for the Community

This is a fun discussion and gives the students a chance to think a little daringly. (At the end of the discussion, it is explained that some of the ideas may be a little far-fetched and unlikely to progress).

NORMANTON and KARUMBA—Responses from the students reflected many of their previous suggestions as listed above. Additionally, the need for access to water play or a water park was a common response.

Hanging out at the Normanton Indoor Sports Centre



## Sport and Recreation Organisations' Forum

The clubs that were represented at this meeting suggested that Council support for sporting organisations is not equitable. For instance, it is perceived that the Stingers (rugby league club) get significant support from Council (e.g. mowing, line marking, rubbish removal after games) while other groups are expected to fend for themselves. Also, the clubs felt that they received poor support from the Department of Communities (Sport and Recreation Services).

The Normanton indoor sports centre does not operate as effectively as it should. Activities need to be planned and programmed to give the youth some structure. Additionally, the community planning that led the development of the indoor facility was focussed on the provision of indoor cricket and squash - yet a large open shed with a concrete floor was the final outcome.

All agreed that the clubs (and Council) would benefit from employing a dedicated Sport and Recreation Officer who could assist clubs with governance and funding applications (and could potentially assist to run the Normanton indoor sports centre).

## Sport and Recreation Clubs and Organisations

### Bee Stingers Cheerleading

This unincorporated group was established in 2009 as a response to requests from a number of local girls. They have no qualified coaches.

At its recent sign-on, the group attracted nineteen members (with most aged between six and eight years). Many of these were continuing members from 2009. The group practices one or two times each week and performs at home rugby league matches on weekends. In the 2010 season, they hope to travel to at least one away match with the team.

In 2009, practices were conducted in the Sports Centre. However, this area proved to be too large, access to music and television was difficult and other children using the facility caused disruptions. In 2010, the group are using the science room in the Normanton State School. As well as having ready access to music and television, this room is also air conditioned.

The group has very limited resources – no qualified coaches, no uniforms and few pom-poms (none of which are in the rugby league team colours). Additionally, the group does not have access to any mats for tumbling. While there are no qualified coaches to teach tumbling routines, the children are keen to experiment and include simple tumbling in their performances.

The group is keen to take a more professional approach from 2010. Ideally, the two volunteers running the program could attend suitable training and the group could purchase necessary equipment such as uniforms, pom-poms and tumbling mats. While Council has previously promised \$1,500 for uniforms, the Club is looking to formally approach the rugby league club and other potential sponsors to, ultimately, provide a better product to its young members.

### Carpentaria Horse Sports

The Carpentaria Horse Sports group conduct a monthly training session (similar to the more traditional Pony Club activities) for members. In addition, two or three gymkhanas are conducted each year in conjunction with other events at the site such as the rodeo and bush races.

The group has contributed significant funds and labour to see necessary developments advance at the showgrounds site. To date, works have included fencing, provision of shade, electricity upgrades, stabling and arena works, yard upgrades and new grandstands. While some of these projects have been for the direct benefit of the Horse

Sports group, most have been used by other showgrounds users.

The key initiative for the group is the development of a suitable shower block near the Horse Sports facility. In coming years, the group would also like to see fencing replaced and the construction of a covered arena and additional lighting.

### Karumba Fitness

Exercise classes are conducted at the Indoor Sports Centre two evenings each week. In addition, two yoga classes are conducted weekly, while indoor cricket and mixed netball are also played weekly. There is a small core of regular participants at each of these sessions.

The proposed walking track will be an asset to the community—particularly if exercise stations can be placed along its length. Additionally, it would be beneficial if distance markers could be placed around the roads to mark different length circuits (originating at the indoor sports centre) around town.

### Karumba Golf (at the Karumba Recreation Club)

Membership of golf varies between the wet and dry seasons due to tourists. Throughout the year, membership varies between 10 and 15, while weekly events during the tourist season regularly attract up to 35 players. The group is confident that the irrigation works planned for 2010, coupled with Council mowing the fairways, will greatly enhance the quality of the facility and, in return, attract new members.

The group currently conducts weekly competitions with an additional mid-week event played during the cooler months.

The course suffers as a result of regular significant flooding. During flooding, both the sand on the greens and the tee boxes can be washed away. Ideally, golf would like tee boxes with rubber matting and synthetic greens.



A sand green in Karumba

### Karumba Gym

A Federal Government grant (of \$30,000) will be added to a Council grant (of approximately \$45,000) to develop a fitness building in Karumba. The facility will be developed as an attachment to the indoor sports centre at the rear of the building. It is hoped that a Gambling Community Benefit Fund grant can be obtained to purchase the required fitness equipment.

Once fully established, the facility will be supervised and open twice each day. However, in the short-term there will be a number of 'key holders' who can also access the facility outside usual opening times. (The fitness area will have a separate entry to the rest of the indoor sports facility). All users will require a pass (either yearly or weekly). Separate 'seasonal' passes will also be available for tourists. Fees collected will be used to offset cleaning costs.



carpentaria shire council sport and recreation plan

### Karumba Recreation Club

The Recreation Club has approximately 170 members (significantly more during the tourist season) and is open three afternoons each week. Previously, the Club staff were paid, however, they have had to revert to volunteer status given funding shortfalls.

The Club has had some financial difficulties in recent times. In fact, the Club's main focus is on ensuring long-term viability. The constitution is being altered to include a separate financial committee to oversee this side of operations.

The facility includes a 9-hole golf course, synthetic bowls green and large grassed oval. A social cricket day is conducted on the oval each Australia Day, while a hockey competition is also held for schools across the Gulf.

Development initiatives at the facility include:

- replacing the 'donga' with an appropriate amenities facility
- the construction of a bmx and motorbike facility
- enhanced play equipment for children
- clubhouse upgrades.

Funding sources for these developments are yet to be identified.



Synthetic bowls green at the Karumba Recreation Club

### Normanton Bowls Club

The Club has enjoyed relatively stable membership of more than fifty across the last ten years. Club fixtures are conducted on Sunday afternoons while social bowls is played on Wednesday evenings.

The facilities at the Club include a lit synthetic green with four rinks, shaded areas at each end of the green, an appropriately large clubhouse with outdoor covered dining area and two open grassed areas. Additionally, patrons have access to a large adjoining (unsealed) car park.

While the lighting at the facility is of a suitable standard, the synthetic green is more than ten years old and has reached the end of its useful life. It is badly worn and the joins across the green are lifting and opening up. Given the poor state of the green, the Club has decided not to conduct its annual Active After Schools Program. Similarly, the Club no longer conducts inter-town carnivals nor does it attract players from outside the area.

The Club hosts regular meetings and functions such as birthday parties. In addition, during the Gulf Sports Event or junior football carnivals (where competitors sleep in the indoor sports centre), the Club provides three meals each day for the out of town competitors.

With the green in an irreparable state, the Club's primary goal is a complete replacement (likely to cost in the vicinity of \$180,000).

Without this redevelopment, the Club will continue to not attract outside groups and it is likely that current Club membership may drop off. The Club is looking to develop a water-less surface as the existing surface requires significant amounts of water (applied two to three times each week).

Additional development initiatives include the provision of lighting under the shaded areas at each end of the green and sealing the carpark.

### Normanton Cricket Club

The Club functions as an 'Association' managing the four team senior competition. Three teams are based in Normanton with one travelling from Croydon. Junior cricket will be established for the 2010/11 season with all teams based in Normanton.

Cricket is played throughout the traditional summer season with forty over matches played between 10am and 4pm. These times may need to be slightly altered once junior matches are established.

The Club continues to be satisfied with the support it receives from Council (e.g. field maintenance and construction of the practice net).

While the sport currently has a stable base of senior members, it is very difficult attracting new members as matches are held in the hottest part of the day. To address this issue, the Club would like to see playing lights erected around the ground. Additionally, the facility requires a second practice net and storage (e.g. a container or storage shed that can be shared with the rugby league club).

Cricket practice nets at the Normanton Recreation Reserve



### Normanton Fishing Club

The Club does not have any members. Rather, it consists of a dedicated committee that conducts a large annual fishing competition.

The competition is held during the Easter period each year and attracts between 300 and 400 entrants. Many of these entrants come from outside town and this period proves to be of significant economic benefit to the community.

The Club advertises the event widely. Council's support of this event is appreciated and includes the development of advertising material and printing. However, the Club continues to seek sponsorship. While the Club sent out ninety letters of request to potential sponsors, only three replies had been received (only five weeks out from the competition).

### Normanton Golf Club

The Club has a very small but stable membership base. The facility is used four to five times each year, generally, attracting up to twenty players.

The facility is in a very poor state. Both the course and the clubhouse require significant maintenance—beyond the ability of one or two volunteers.

The Club has previously had some support from Council in terms of mowing. However, it is hard to attract further Council support with such a small membership base.

There are no 'grand plans' on the Club's horizon. Rather, they are happy to just remain viable and offer a few golfing opportunities each year.



Normanton Golf Club Clubhouse

### Normanton Gun Club

While the Club was established in 1983, it relocated from the racecourse to its current site in 1984. The Club has enjoyed steady growth in recent years and has a current membership of seventy-three.

Club practice shoots are held weekly with competitions conducted monthly. In addition, the Club holds an annual two day shoot that attracts approximately sixty-five shooters and their families. A range of functions are also held at the Club facility including dinners and charity shoots open to the public.

The Club has spent significant funds upgrading the facilities at their home. The complex now includes a wide range of shooting opportunities including:

- four down-the-line trap layouts (three of which are lit)
- ball layout
- trench layout
- tower shoot
- skeet shooting (under lights).

The down-the-line, trench and skeet layouts all have voice-activated release mechanisms.

Each year, the Club attracts a solid profit with funds directed back into developing the complex. Additionally, Council continues to be supportive of the Club's intentions having previously provided a one-off low interest loan for the development of the ablution block and trench layout and assisting the Club to prepare grant applications.

The Club has recently produced a five-year Development Plan to guide future endeavours. The key development initiatives covered by the Plan include (in priority order):

- the construction of a second ablution block (a Gambling Community Benefit Fund application has been prepared for this \$45,000 project)

- upgrade to the existing water supply (purchasing a large tank, placing it on the existing tower and delivering water from the meter approximately 1.5km from the site)
- providing power and lighting to the fourth down-the-line layout
- erecting shade covers over the down-the-line and trench layouts
- extending the clubhouse out toward the down-the-line layouts and developing a larger outdoor covered area
- developing a sporting clays facility.



Normanton Gun Club - a quality facility

### Normanton Ladies Fitness

This active group meets five times each week for formal classes. Classes are conducted on the rugby league oval, in the indoor centre (using both the gym area and court area) and in the pool. Additionally, the group meets on an informal basis for walks six mornings each week. The classes regularly attract up to twenty participants and the volunteer who runs the program notes that the "concept of exercise is being accepted by the community and growing".

In addition to the fitness sessions, the group also enjoys guest speakers and instructors including a Mount Isa-based dietitian and physiotherapist.

While the group has raised funds and purchased a range of new equipment, further upgrades are required to enhance the quality of the fitness sessions. For instance, the indoor court has a concrete floor and the fitness ladies find this too uncomfortable to run on. Also, the rugby league field is not level and is regularly overgrown. Finally, the indoor centre is very hot. While the area receives regular cooling breezes from the north-west, the orientation of the indoor centre does not allow these breezes to be captured.

### Normanton Race Committee

The committee conducts one bush races event each year. It is a popular event that draws a sizable crowd. In the short-term, the committee is keen to see a new secretary's office developed as well as an additional shaded area for spectators. Additional medium-term priorities include kitchen upgrades and re-roofing the stable area.

### Normanton Rodeo Association

The Association conducts an annual rodeo and campdraft event. Reportedly, (by entrants) the campdraft event is the fourth largest in the State while the rodeo is the second largest. The one-day Normanton Show is also held during the rodeo and campdraft. The campdraft includes up to 1,200 runs while the rodeo includes up to 450 runs. Combined, these events result in significant economic benefit to the Carpentaria Shire both through direct spend, from visitors to Normanton, and indirectly through advertising and promotion.



carpentaria shire council sport and recreation plan

The Association has poured much of the funds raised from the rodeo and campdraft event back into the community via donations to local organisations and into upgrades at the showgrounds. Key projects have included construction of yards and ramps, replacing rails and fencing, construction of new grandstands and the provision of a refrigerated container. A number of these facilities are used by community groups from the Region.

Given the continued success of the rodeo and campdraft event, the Association is keen to progress a number of facility upgrades. High priorities include the development of a new secretary's office (to be shared with the Race Committee), upgrades to the power supply, additional water points, additional lighting, additional amenities and a new loading ramp and yards. Medium priorities include kitchen upgrades and re-roofing the stable area. Finally, in the long-term the Association would like to see additional powered sites for competitor and spectator camping.

*Images from the Showgrounds in Normanton*



in 2005. Currently, it includes one senior team (with a player base of approximately forty) and nine junior teams (with a player base of approximately one hundred). While the senior team plays in the local competitions (Noel and Mid West Leagues) on a home and away basis, the junior teams play amongst themselves.

During the pre-season, the Club trains four evenings each week. Once the season proper commences, training is scaled back to two evenings each week with matches played on Saturday evenings.

The key development priority for the Club is the construction of a clubhouse at the northern end of the ground. The Club is looking to Council to provide a low interest loan and to lease to the Club the land on which the clubhouse will be built. In return, the Club has proposed to Council that any profits made through the clubhouse will be channelled back into further upgrade and development of the complex.

Home games regularly attract between 500 and 700 spectators while more than 850 attended the 2009 Grand Final. While shade for spectators is provided by suitable covered grandstands (that are shared between the cricket club, race and rodeo committees and the rugby league club), shade is required for players and club coaching staff. Large bus shelter-like shade structures would be appropriate for this use.

To further enhance the facility's reputation as a quality venue and to continue to attract representative matches and carnivals (e.g. Foley Shield), a minimal lighting upgrade is required.

While adequate area is available for parking, the main car park between the bowls club and rugby league ground entrance should be sealed.

The Club is concerned that the development of a large playground near the rugby league ground may see an increase in vandalism throughout the complex. This is of particular concern given the likely clubhouse development.

The Club has received high praise (from political and sport circles and also local residents) for the domestic violence reduction program that was established in 2007. Anecdotally, the program has resulted in a marked decrease in the incidence of domestic violence throughout the community.

### Normanton Swimming Club

The Swimming Club is one of the more successful clubs in the Region, with more than sixty juniors regularly involved in the Club's programs. Seven coaching sessions are provided each week.

The Club is based at the 6-lane 25m pool at Normanton. The pool has a shade structure that covers the entire pool, a small covered wading pool and a grassed spectator's bank.

While the pool is closed to the public during the cooler months, the Club retains access for a little longer with operations only ceasing from May until August.

To ensure smooth facility operation (and to potentially limit resource requirements), the Club recommends Council consider developing a single point of entry for the indoor sports centre and pool. Additionally, the Club would like to see a small storage facility (primarily for the pool blankets) developed at the north west end of the facility.

## Other Stakeholders

### Karumba Children's Centre

Centre staff suggest that Karumba needs a sports oval for both casual and formal use. The best site would be in behind the sports centre and as near as possible to the school.

Ideally, Council should consider the development of a new community pool in Karumba. However, given that a pool already exists at the school, the best alternative might be to actively program the school pool. The town needs a learn-to-swim program, swimming club and aqua aerobics. (Similar to the programs that are available in Normanton).

During the school holidays, activities and events are required for teenagers. For instance, movie nights could be held at the pool or in the local park.

In order to ensure enough suitably qualified personnel are available to keep the pool open, the Children's Centre is considering hosting a Bronze Medallion course.

### Karumba Progress Association

The Karumba Progress Association is an active group of committed residents who collectively form a key driver for development in the town. In addition to organising a successful annual fishing competition, the Association has been instrumental in convincing Council to develop a walking track 'on top of' the sewerage pipeline to be constructed during 2010. The Association also works closely with the Karumba Recreation Club and other community groups in the town.

### Karumba State School and P&C

The Karumba Pool is an Education Queensland facility located on the Karumba State School grounds. The school Parents and Citizens Association (P&C) 'run' the pool and pay for the supervisor. Some financial support is also provided by Council.

It is important to note that the P&C provides pool supervision not lifeguard services. (As a result, the supervisor only requires first aid accreditation rather than a bronze medallion). Even so, there are still difficulties attracting a supervisor at times.

The P&C are caretakers of the indoor centre and oversee the employment of an after school program leader for fifteen hours each week. The indoor centre is a quality facility but is very hot when a group of people begin exercising/playing sport together.

It is important that Council looks for opportunities to provide recreation that 'gets the kids off the road'. This may include a better skate facility and more pathways.

The town needs a decent community sports oval. The site would prove popular for locals playing social sport and kicking balls and would also be used by the school.

## OPEN SPACE

# SECTION 5

### Open Space Framework

A suggested framework for open space in the Carpentaria Shire is outlined below.

#### Open Space Outcomes

It is Council's intention that the open space network will:

- provide recreation and sporting parks in line with current and emerging community needs
- provide a diverse range of activity opportunities and landscape settings to encourage healthy lifestyles and maximise opportunities for engagement in physical activity
- provide safe, attractive places and equitable and convenient access to recreation, sport and open space infrastructure
- ensure spaces and facilities support the ongoing viability of community user groups and have capacity to adapt to changing needs over time
- protect, preserve and enhance natural habitat and environmental processes.

#### Guiding Principles

Guiding Principles are outlined below that describe Council's intentions through the provision and management of open space.

- **Effective Planning**—Council will ensure that provision of recreation and open space opportunities accurately reflects current community needs and Council resource constraints.
- **Effective Use**—Council will encourage and assist maximum utilisation of recreation, sport and open space infrastructure.
- **High Quality**—Council will ensure that all recreation and open space opportunities are designed and maintained to a high quality, commensurate with the nature and use of the facilities and spaces.
- **Access**—Council will ensure that all recreation and open space facilities can be safely and conveniently accessed by users.
- **Minimal Impacts**—Council will ensure that recreation and open space facilities and activities have minimal impacts on surrounding land uses.
- **Effective Management**—Council will ensure that recreation and open space facilities and events are managed in the most efficient and cost effective way.
- **Public Safety**—Council will ensure recreation and open space facilities are safe for public use.

#### Open Space Classifications

Various open space types possess differing values, functions and settings. The sustainability of each type of open space is commensurate with the nature and level of impact on their values. For Carpentaria Shire, with only a small population, a very simple framework is proposed in Table 2.

Open space across the Shire has been categorised according to the proposed classification system and comments about the adequacy of the system follow.

*The Shire's premier sports field*



carpentaria shire council sport and recreation plan

Table 4: Public Open Space Classification System

Classification Type	Specific Sub-Types or Hierarchy	Description/Definition
Recreation Parks	Local Park	Smaller sized parks providing a limited range of recreation opportunities for local residents. These parks contain infrastructure for recreation use but, generally, cater for short visits only.
	District Park	Parks providing a range of facilities and activity spaces for recreation. These parks have a higher level of embellishment that caters to local needs, to tourists as well as the whole town.
	Amenity Park	Usually small areas of land that are maintained by Council for landscape amenity (e.g. median strips with trees, entrance statements, monument/memorial parks, landscaped buffers and access linkages) rather than as a destination for recreation.
Sports Parks	Public Sports	Parks that primarily cater for a variety of formal sporting activities through provision of a range of training and competition infrastructure. These parks include: <ul style="list-style-type: none"> <li>• facilities specifically for undertaking competitive, organised activities</li> <li>• ancillary facilities for clubs or organisations to support sporting activities (such as canteens, clubhouses, storage facilities)</li> <li>• free, unrestricted access to the public at times when formal sport is not being undertaken.</li> </ul>
	Specialised Sport	Parks provided for sporting activities where the nature of the activity precludes free, unrestricted access to members of the public.  Specialised sports include motocross/motorcycling, equestrian, golf, shooting, car racing, model aeroplanes, lawn bowls, etc.
Community Facilities	Indoor Sport and Aquatic Facilities	Community facilities have specialised building and land footprint requirements to meet community needs. Community facilities include: <ul style="list-style-type: none"> <li>• Council libraries</li> <li>• halls and civic centres</li> <li>• service provider centres (e.g. scouts and girl guide halls)</li> <li>• indoor sport and recreation</li> <li>• swimming pools.</li> </ul> <p>As community facilities fall outside the definition of sport and recreation, ROSS Planning has recorded only community facilities whose primary activities are sport and/or recreation, these being Council-owned or managed aquatic facilities and indoor sport and recreation facilities.</p>



## carpentaria shire council sport and recreation plan

### Open Space Assessment

#### Open Space Supply

The key open space areas for sport and recreation within Carpentaria Shire are classified in Tables 3 and 4. A short commentary on each open space area follows.

Table 3: Key open space areas in Karumba

Name	Classification
Andy Donald Memorial Park	Recreation Park—Local
Kath Alexander Park	Recreation Park—District
Sunderland Park	Recreation Park—Local (undeveloped)
Unnamed park adjoining Andy Donald Memorial Park	Recreation Park—Local (undeveloped)
Unnamed park on Karumba Development Road	Recreation Park—Local (undeveloped)
Karumba Recreation Club	Sport—Specialised
Karumba Gun Club	Sport—Specialised
Karumba Indoor Sports Centre	Community Facility Sport—Public (tennis and skate)

#### Recreation Parks (Karumba)

There are five recreation parks in Karumba. Only two of these parks are developed and there are no parks at the southern end of the town (the Highbanks). It is approximately three kilometres from the residential area at the Highbanks to Kath Alexander Park (the nearest park with embellishments). It is, generally, accepted that residents should have walking access to a recreation park of no more than 500m.

It is recommended that Council develop a recreation park in the southern part of the town to provide better access for these residents to an attractive green area with a simple playground and picnic facilities.

As a guide, the new park should:

- be 0.5-1.0ha in size
- have slopes no greater than 1:10 for 75% of the park area
- retain and integrate natural vegetation and creek lines where possible into the park design
- have 50% of the park boundary fronting the road
- have access to required services such as electricity and water.

A commentary on the existing recreation parks follows.

#### *Andy Donald Memorial Park*



This park is ideally located near to residents and over-looking the ocean at the Point. The Park includes two picnic tables under shelters each with a barbecue. Unfortunately, the maintenance in this park is

poor. At the time of inspection, one of the barbecues was not working and the cooking plate on the other was unclean. In addition, there was no water coming from either of the taps that adjoin the shelters and the grass was not mown.

This park should be the key community facility at the Point. As such, it requires a range of simple play opportunities and an enhanced maintenance schedule. Council should look to link this park with the open treed area between the park and the existing boat ramp.

#### *Kath Alexander Park*



This park is the key area for children's play in Karumba. Together with the indoor sports centre, tennis court and skate half pipe, it forms an important precinct for residents and tourists.

The park includes a quality shaded play structure with swings, toilet block and large double shelter with picnic tables and two barbecues. There is clear evidence that this park is a popular and well-used facility.

While it is advantageous that the shade cover can be removed prior to cyclones approaching, it is important that Council restores the shade as quickly as possible once the threat has passed.

#### *Sunderland Park*



While this park has signage, some fencing and is mown (albeit irregularly), it has no embellishments. With quality links along the foreshore and stunning views across the water, this area is popular for tourists and locals alike. In fact, local youths have constructed a tyre swing in one of the large eucalypts.

This park should be developed as a quiet reflective recreation park with seating in the shade, additional fencing and potentially a pathway. In addition, the areas of overgrown grass, shrubs and fallen trees on the top of the bank leading to the foreshore should be maintained.

carpentaria shire council sport and recreation plan

*Unnamed park adjoining Andy Donald Memorial Park*



In recent years, this large treed area on the foreshore was fenced to protect the area from illegal camping during the peak tourist season. However, given its prime location on the beach and adjoining Andy Donald Memorial Park, the fences should be removed with the grass mown more regularly. If play embellishments are included in Andy Donald Memorial Park this unnamed park can be an adjoining open 'kick about' and play area with direct access to the beach.

*Unnamed park on Karumba Development Road*



Most residents are unaware that this parcel of land was originally intended to be parkland. Currently, the site is used as a short cut between Karumba Development Road and Henry Street. The area is also used as an access to adjoining properties and to store vehicles and trailers.

This parcel should be developed as a simple local park by closing the vehicle access through to Henry Street, installing simple play equipment and bench seating and enhancing general maintenance.

**Sport Parks (Karumba)**

*Karumba Recreation Club*



The Recreation Club includes a range of sport and recreation opportunities including:

- 9-hole golf course with sand greens
- lit four rink synthetic bowls green
- (semi) lit playing field
- small range of play equipment.

A number of storage sheds and small amenities block are also located at the facility. Proposed facility developments at the complex include irrigation on the golf course, clubhouse upgrades and replacement of the amenities facilities and play equipment.

*Karumba Indoor Sports Centre*



The Indoor Sports Centre is the key public sports facility in Karumba. The facility includes a one-court facility that is programmed through the school P&C and Council support. A lit outdoor tennis court adjoins the indoor centre. The upcoming development of a fitness building (gym) at the indoor centre will further enhance the quality of the overall facility.

Ventilation in the indoor centre is poor and needs to be addressed as it is regularly stifling within the building. In addition, the gate at the outdoor tennis court should be unlocked to allow unrestricted public access.

A simple skate facility is also located near the indoor sports centre. This facility should be replaced. The half pipe is poorly constructed and, being steel, the surface would get extremely hot during warmer weather. The fun box is also poorly constructed and has dangerous sharp metal edges.



carpentaria shire council sport and recreation plan

Table 4: Key open space areas in Normanton

Name	Classification
Joyce Travers QCWA Park	Recreation Park—Local
L.E.W. Henry Park	Recreation Park—Amenity
Peterson Park	Recreation Park—Local
BYNOE Park	Recreation Park—Local (not a Council-managed facility)
Normanton Recreation Reserve	Sport—Public Sport—Specialised Community Facilities
Normanton Golf Club	Sport—Specialised
Normanton Gun Club	Sport—Specialised
Normanton Showgrounds/Race Club	Sport—Specialised

### Recreation Parks (Normanton)

There are four recreation parks in Normanton. Three of these parks are located on the northern side of the main road through town.

It is recommended that Council look to develop a recreation park in the southern part of the town to provide better access for these residents to an attractive green area with a simple playground and picnic facilities.

#### *Joyce Travers QCWA Park*



This Park is located on the main road and currently functions as the town feature park. It includes two shelters with picnic tables and an electric barbecue with a light. With its central location and adjoining the public toilet block, the Park is well used. The QCWA building is located in the centre of the Park with a small grass mound facing the building. This area is used for the annual Christmas Carols.

The Park includes areas of shade under mature trees, quality grass cover and an open area in the north-west corner. The Park is clearly used as a shortcut through to Ellis Street as evidenced by desire lines.

While there is currently limited vandalism in the Park, occasional loitering could be reduced by opening up the Park to the main road through removal of some of the shrubs along the street side of the Park. Additionally, there is anecdotal evidence that the vegetation along the back fence of the Park 'conceals' occasional inappropriate behaviour. Much of the vegetation along the fence should be removed or substantially up-limbed.

Given the lack of open 'kick-about' space in the town, the northern area of the Park should remain an open area. As such, the small tree that has started to grow in the middle of this flat area should be removed.

#### *L.E.W. Henry Park*



L.E.W. Henry Park is well located on the main road adjoining the Council chambers. Additionally, the site adjoins the Old Gaol tourist attraction at the rear.

The key feature in the Park is a replica of Krys (the Savannah King). As the world's largest ever captured crocodile, Krys is a popular tourist attraction. The Park also includes four picnic benches (three of which are located in the shade of mature trees).

Given its location at the north-eastern end of town (the opposite end to the new all abilities play area) and its popularity as a tourist destination, Council should consider providing a simple play area (such as swing and/or slide). This provision would change the classification of the park from Amenity to Local.

#### *Peterson Park*



This Park is a small triangular parcel of land formed by the realignment of road reserve. It does not currently function as a recreation area as it is very small and has no embellishments. The Park is simply an area of bollards surrounding a section of grass containing a small number of mature trees. There is clear evidence that the Park is used as a thoroughfare.

Council could consider the provision of a park bench under the shade of one of trees as a rest point for walkers.

carpentaria shire council sport and recreation plan

### *BYNOE Park*



While not a Council-managed facility, this Park has the potential to be a key community location. The site includes a shelter, power, seating, areas of landscaping and mature trees. Unfortunately, the Park is poorly maintained and it is a widely held perception that vandalism in the Park is common.

Council should encourage BYNOE to re-invigorate the Park by enhancing maintenance.

### *Wharf and Boat Ramp*



While not parkland, this facility deserves mention in this Plan. The site includes public toilets, a large covered shelter with four picnic tables and a wood-fire barbecue. A number of visitor information boards are also located at the site. With its views across the river and to the pedestrian (fishing) bridge, this is a popular spot for locals and tourists.

### **Sport Parks (Normanton)**

#### *Normanton Recreation Reserve*



The Normanton Recreation Reserve includes a number of facilities such as the pool, cricket field, rugby league field, bowls club, indoor centre and outdoor tennis courts. Together, these facilities create the largest community precinct in the Shire.

**NORMANTON POOL**—The pool complex includes a 6-lane 25m pool with wheelchair access and full shade cover. A small shaded wading pool is also located near to the larger pool. A grass spectators' mound runs the length of the pool. The area has been landscaped and has two barbecues.

**CRICKET FIELD**—The cricket field is at the far (northern) end of the Reserve. In addition to a large field with a synthetic wicket and rope boundary, the facility includes a covered grandstand, 'tinny' bar and toilet block. A single cricket practice net is located near to the field.

**RUGBY LEAGUE FIELD (John Henry Memorial Oval)**—The rugby league field has a quality grass cover and is lit (with twelve lights). The facility requires shade for spectators and players and a minor lighting upgrade. A clubhouse is due to be developed at the site by 2011.

Given there are no publicly accessible areas for social sport, Council should trial opening the cricket and rugby league fields for community use outside formal training and match times.

**BOWLS CLUB**—A lit four rink synthetic bowls green is located in the front of the Reserve facing Burke Developmental Road. The facility also includes a small clubhouse. Shade is provided for bowlers at each end of the facility.

The synthetic surface is badly worn and needs to be replaced. Additionally, the informal car park that services the bowls club and rugby league field needs to be sealed.

**INDOOR CENTRE**—The indoor centre is a one court facility with a concrete floor. A small storage area, office and small gym are also included in the complex. The facility is, generally, run down and requires enhanced maintenance and upgrades. Given its current use, a larger gym is also required.

**TENNIS COURTS**—Two lit and fenced outdoor tennis courts adjoin the indoor centre. These courts are, generally, in good condition.

### *Normanton Golf Club*



The 9-hole course includes sand greens and dirt tee blocks. The course and the adjoining clubhouse are both in very poor condition. Council should consider assisting the Club to attract State funding for facility upgrades.

carpentaria shire council sport and recreation plan

*Normanton Gun Club*



The Gun Club is a high quality facility that has the potential to host major (State-level) events. The facility includes four down-the-line layouts (three of which are lit), ball trap, trench layout, lit skeet facility and tower shooting layout. A clubhouse overlooks the main shooting area.

The Club is very active and has a range of proposed works listed in their five year development plan.

*Normanton Showgrounds/Race Club*



A range of facilities are available at the Showgrounds. Most of the facilities are in fair to good condition. Facilities include:

- powered camp sites with water points
- covered day yards (sixty)
- demountable and permanent (block) construction toilet blocks
- storage sheds
- small covered grandstand
- show pavilion
- beer garden
- steel yards and loading ramps for campdraft and rodeo
- quality lit arena
- race track (with inner and outer rails)
- fenced and lit horse sports field with adjoining small clubhouse.

Given the range of facilities at the site and the prominence of the events it hosts, this facility requires a detailed master plan to guide future development and funding.



## Sport and Recreation Plan 2010 - Recommendations

No.	Category	Recommendation	Priority	Indicative Cost	Potential Sources of Funding	Status	Action Items
1	Viability of Sport and Recreation Groups	<p>Facilitate a program of education and training for sport and recreation groups focusing on identified training needs. Training and club development should initially focus on:</p> <ul style="list-style-type: none"> <li>• funding and grant applications</li> <li>• strategic and business planning.</li> </ul> <p>Contact should be made with Sport and Recreation Services (Department of Communities) to explore the full range of available opportunities, including funding options.</p>	High and Ongoing	\$5,000 (per course)	Sport and Recreation Services	Ongoing	<ol style="list-style-type: none"> <li>1. Put clubs in touch with professional grant writers.</li> <li>2. Peak Services to use left over retainer to write grants.</li> <li>3. Reach out to community and put on Discover Carpentaria directory for clubs to reach out.</li> <li>4. e-mail available grants to Community Organisations.</li> </ol>
2	Viability of Sport and Recreation Groups	<p>Formalise an email (fax and postal) list to rapidly distribute information that may be of interest to sport and recreation organisations (e.g. announced funding programs or training opportunities). Council should encourage clubs to set up club email addresses rather than use the personal email addresses of club members (such as secretaries) who are likely to close the email account if they move on. Further, if gmail or yahoo accounts are established then the key members of the executive can all access the emails.</p>	High	Staff time only	Council	Ongoing	<ol style="list-style-type: none"> <li>1. Update e-mail listing at least quarterly.</li> </ol>
5	Council Policies, Coordination and Management Arrangements	<p>Consider making future budget allocations to subsidise applications to Sport and Recreation Services' Minor Facilities Program.</p> <p>Under this program, applicants (must be incorporated not-for-profit clubs) must have one-quarter of the total project cost while Sport and Recreation Services will contribute up to three quarters of the project cost. Budget permitting, Council should consider providing 50% of the contribution of the club (one-eighth of total project cost) subject to the club providing the same, and being successful in their final application.</p> <p>This process ensures the club takes responsibility for the project by financially contributing, but the majority of project costs (seven-eighths) are still borne by Council (one-eighth) and the State Government (six-eighths), minimising the operational impact on the club. As an example, by contributing \$5,000 under this system, Council would see the completion of a significant community project to the value of \$40,000.</p> <p>To ensure the equity and transparency of this process, it is recommended that Council invites clubs to submit proposals for their consideration under this scheme. Submissions should be evaluated against criteria similar to that of the Minor Facilities Program (such as community benefit, ability to deliver, project viability, etc) to determine which project(s) will be supported.</p>	High and Ongoing	\$50,000 to \$100,000 (annually)	Sport and Recreation Services	Not Started	<ol style="list-style-type: none"> <li>1. Officers to develop a policy to guide the approval process.</li> <li>2. Council to provide a budget allocation.</li> </ol>

## Sport and Recreation Plan 2010 - Recommendations

No.	Category	Recommendation	Priority	Indicative Cost	Potential Sources of Funding	Status	Action Items
6	Council Policies, Coordination and Management Arrangements	Review annual budget allocations for sport and recreation purposes to ensure adequate funding is available for the development and management of facilities and program provision. Council funding should also be used to attract external funding from sources such as the Department of Communities.	High	Budget to be allocated		Not Started	1. Put clubs in touch with professional grant writers. 2. Peak Services to use left over retainer to write grants. 3. e-mail available grants to Community Organisations.
8	Council Policies, Coordination and Management Arrangements	Review the achievement of the recommendations of this Plan annually and undertake a major review in five years.	Medium and Ongoing	Staff time only		Ongoing	1. An annual review of progress against implementation of recommendations of the Sport and Recreation Plan quarterly. 2. Conduct a major review at least Annually.
12	Maintenance and Improvement of Existing Facilities and Programs	Prepare a master plan for the Normanton Showgrounds. Prioritise future facility development according to the adopted master plan. To include Normanton Rodeo, Horse Sports and Sprint Races	High	\$15,000-\$25,000 (plan preparation) Additional budget requirements depending on master plan outcomes	User Groups	Not Started	1. Develop a Masterplan for the Normanton Showgrounds. 2. Consideration of Masterplan outcomes.
	Maintenance and Improvement of Existing Facilities and Programs	Prepare a master plan for the Normanton John Henry Oval. Prioritise future facility development according to the adopted master plan.	High	\$15,000-\$25,000 (plan preparation) Additional budget requirements depending on master plan outcomes	User Groups	Not Started	1. Develop a Masterplan for the Normanton Sports Precinct. 2. Consideration of Masterplan outcomes.
13	Maintenance and Improvement of Existing Facilities and Programs	Develop a suitable skate facility and small bmx jump facility at the skate facility site in Karumba forming a precinct with the indoor sports centre.	High	\$160,000	Sport and Recreation Services	Not Started	1. Develop a Masterplan for the Karumba bmx facility

## Sport and Recreation Plan 2010 - Recommendations

No.	Category	Recommendation	Priority	Indicative Cost	Potential Sources of Funding	Status	Action Items
19	Maintenance and Improvement of Existing Facilities and Programs	Assist the Normanton Cricket Club to develop a second cricket practice net adjoining the existing net at the Normanton Recreation Reserve. Replace the Cricket pitch and order new equipment	High	\$50,000	Gambling Community Benefit Fund User Group	Not Started	<ol style="list-style-type: none"> <li>1. The Normanton Cricket Clubs items for upgrades have been included in the JHO master plan. These items may be covered by funding sought by Council.</li> <li>2. Continue to email out current available funding to clubs and groups.</li> <li>3. Put groups in touch with grant writers</li> </ol>
22	Maintenance and Improvement of Existing Facilities and Programs	Look at opportunities to conduct a program of holiday activities in both Normanton and Karumba. One of the primary target groups of this program should be teenagers (e.g. movie nights, skate and bmx demonstrations and competitions).	High	\$5,000	Sport and Recreation Services	Ongoing	<ol style="list-style-type: none"> <li>1. Employ a fulltime Youth Officer to Deliver the Carpentaria Youth Strategy</li> <li>2. Continue to work with the third parties regarding school holiday programmes and offer in-kind support where applicable.</li> <li>3. Continue to ensure optimal use of the Normanton Sports Centre by the Community</li> <li>4. Continue to email out current available funding to clubs and groups.</li> </ol>
25	Maintenance and Improvement of Existing Facilities and Programs	Identify a site at the Normanton Recreation Reserve to develop a skate facility (potentially in the area between the end of the pool and the cricket practice nets).	Medium	\$200,000	Sport and Recreation Services	Not Started	<ol style="list-style-type: none"> <li>1. Identify a suitable location for the Normanton Skate Park.</li> <li>2. Consult with young people and Community to seek ideas</li> <li>3. Develop a masterplan that can be used to seek funding.</li> </ol>
29	Maintenance and Improvement of Existing Facilities and Programs	Investigate the installation of rubber matting on the tee blocks and the conversion of the sand greens to synthetic greens on the golf course at the Karumba Recreation Club.	Medium	\$40,000 to \$60,000	Sport and Recreation Services Gambling Community Benefit Fund	Not Started	<ol style="list-style-type: none"> <li>1. Put clubs in touch with professional grant writers.</li> <li>2. Peak Services to use left over retainer to write grants.</li> <li>3. Continue to email out current available funding to clubs and groups.</li> </ol>



### Sport and Recreation Plan 2010 - Recommendations

No.	Category	Recommendation	Priority	Indicative Cost	Potential Sources of Funding	Status	Action Items
30	Maintenance and Improvement of Existing Facilities and Programs	Complete general facility upgrades at the Karumba Recreation Club clubhouse. Items to include Solar, Enclose the Club house outdoor area, remove container and install decking, extend the outdoor undercover area	Medium	\$200,000	User Groups	Not Started	<ol style="list-style-type: none"> <li>1. Put clubs in touch with professional grant writers.</li> <li>2. Peak Services to use left over retainer to write grants.</li> <li>3. Continue to email out current available funding to clubs and groups.</li> </ol>
34	Maintenance and Improvement of Existing Facilities and Programs	Seal the car park that services the JHO Normanton.	Low	\$200,000		Not Started	<ol style="list-style-type: none"> <li>1. Develop a Masterplan for the Normanton Sports Precinct.</li> <li>2. Consideration of Masterplan outcomes.</li> </ol>
35	Maintenance and Improvement of Existing Facilities and Programs	Extend the Normanton Gun Club clubhouse toward the down- the-line layouts and develop a sporting clay facility and upgrade the line trap	Low	\$200,000	Sport and Recreation Services Gambling Community Benefit Fund User Group	Not Started	<ol style="list-style-type: none"> <li>1. Put clubs in touch with professional grant writers.</li> <li>2. Peak Services to use left over retainer to write grants.</li> <li>3. Continue to email out current available funding to clubs and groups.</li> </ol>
41	New Facilities, Programs and Initiatives	In developing new parks in the Shire, Council should consider opportunities to provide a range of age-appropriate play rather than similar 'off-the-shelf' elements. Additionally, these new parks should be kept as local parks only and not over-embellished with facilities such as barbecues.	High	Staff time only		Ongoing	<ol style="list-style-type: none"> <li>1. Employ a Youth Development officer to implement the Carpentaria Youth Strategy</li> </ol>
43	New Facilities, Programs and Initiatives	Normanton Athletic Club - Pole Vault set up - including mats, stands, box, poles, etc. Hammer circle and cage, Discus circle and cage. Item to be included in the JHO master plan.		\$150,000		New Item	<ol style="list-style-type: none"> <li>1. Develop a Masterplan for the Normanton Sports Precinct.</li> <li>2. Consideration of Masterplan outcomes.</li> </ol>

### Sport and Recreation Plan 2010 - Recommendations

No.	Category	Recommendation	Priority	Indicative Cost	Potential Sources of Funding	Status	Action Items
44	Upgrade Facilities	Normanton Stingens Club House Upgrades: develop a concept design for the internal layout of the Club house and seek funding to complete upgrades		\$200,000		New Item	<ol style="list-style-type: none"> <li>1. Put clubs in touch with professional grant writers.</li> <li>2. Peak Services to use left over retainer to write grants.</li> <li>3. Continue to email out current available funding to clubs and groups.</li> </ol>
45	Upgrade Facilities	Upgrade the Normanton Pool area. Remove the current mound on the left and make this the new entry to the pool with toilets/showers and a canteen in the space. Build a seat area across the other side of the pool where it is in the shade. Requirement: consult with schools and users groups before going ahead with any plans	Medium	\$300,000	LICIP funding	New Item	<ol style="list-style-type: none"> <li>1. Develop a Masterplan for the Normanton Sports Precinct.</li> <li>2. Consideration of Masterplan outcomes.</li> </ol>
46	Upgrade Facilities	Extend the Karumba and Normanton Gyms. The Karumba gym is long and narrow which doesn't allow a lot of room when there are several gym users in the gym. The size of both the gyms does allow for new gym items down the track.	Medium	\$150,000 each		New Item	<ol style="list-style-type: none"> <li>1. Extension of the Normanton gym to be included in the development a Masterplan for the Normanton Sports Precinct.</li> <li>2. Investigate options for the extension of the Karumba gym</li> <li>3. Consideration of Masterplan outcomes.</li> <li>4. Seek funding to complete</li> </ol>

## BUSINESS PAPERS

### 11 REPORTS FROM DIRECTOR OF ENGINEERING - ROADS & SERVICES

#### 11.1 DOE REPORT

**Attachments:** NIL

**Author:** Michael Wanrooy - Director of Engineering

**Date:** 12 April 2023

**Key Outcome:** 5.1 - Integrated and timely provision and management of sustainable infrastructure and assets

**Key Strategy:** 5.1.3 Plan and implement urban improvement works which enhance local character and identify, conserve and improve the region's streetscapes and provide iconic parkland.

#### Executive Summary:

This report provides information and updates to Council on various activities and programs that are facilitated within the Director Engineering's portfolio.

#### RECOMMENDATION:

That Council:

1. receive and note the Director of Engineering Report as presented; and
2. that those matters not covered by resolution be noted.

#### 1. Actions Arising from Previous Meetings

Reference	Action	Status
October Meeting	Undertake a sign audit on Carpentaria LRRS network and present at December Meeting <ul style="list-style-type: none"> <li>➤ Signs for Little Bynoe, Bynoe and Flinders River including no parking on bridge are being ordered from the signs manufacturer as per the plan submitted to Council December 2022 meeting.</li> <li>➤ Still awaiting manufacture of signage</li> </ul>	In Progress
December Meeting	Add Premix to grooves at the Scruton River Floodway.	Not Started
January Meeting	Repair copper log fencing at NTN Cemetery <ul style="list-style-type: none"> <li>➤ Malcolm will undertake copper log replacement starting Monday 14th. Materials in Normanton.</li> <li>➤ Heritage documents sent to Department for approval to undertake rotunda and wallaby fence construction</li> <li>➤ Heritage documents accepted and works can proceed. Copper log fencing replacement nearly completed.</li> <li>➤ The rotunda construction has started.</li> </ul>	In Progress
March Meeting	Are there alternatives to repair scour on the footpath in Philp Street besides filling with gravel as every wet season it erodes repeatedly	In Progress

## BUSINESS PAPERS

Reference	Action	Status
	<ul style="list-style-type: none"> <li>➤ Repairs put in works program as per plan submitted in December 2022 Meeting</li> <li>➤ In works program</li> </ul>	
August Meeting	Shorten median island at Intersection of Landsborough and Caroline St. to tree line at Curley's end. <ul style="list-style-type: none"> <li>➤ In works program</li> <li>➤ Contractor has been engaged</li> </ul>	In Progress
August Meeting	Discuss with TMR for slip lane at: Right turn from 92A to Glenore Weir – Near miss incident Right turn to 89B towards Dunbar at Walkers Creek Shady Lagoon turnoff <ul style="list-style-type: none"> <li>➤ Discussed with TMR briefly – Getting plans drawn up to help push it along with TMR</li> <li>➤ Will look at improving site distance in the road reserve at Walkers Creek bend</li> </ul>	In Progress
October Meeting	Move existing football posts in Karumba to Hockey fields. <ul style="list-style-type: none"> <li>➤ Being arranged with Town Services</li> </ul>	In Progress
October Meeting	Extend concrete footpath from Carrol's to Sam's. <ul style="list-style-type: none"> <li>➤ Works being planned</li> <li>➤ Job scope prepared and contractor engaged</li> </ul>	In Progress
November Meeting	Look at drainage for Karumba Developmental Road as water crosses over low lying residential homes around Bill Knights home. <ul style="list-style-type: none"> <li>➤ Council has inspected and surveyed the area and will look at undertaking works before Christmas to drain the problem areas.</li> <li>➤ Council placed a small dirt levee along fence line.</li> <li>➤ Council to construct a better shaped gravel levee after wet</li> </ul>	In Progress
November Meeting	Council to obtain quote to do minor repairs and possible fresh up paint job on Kris.	Not Started
January Meeting	Karumba Transfer Station needs cleaning up <ul style="list-style-type: none"> <li>➤ A meeting was held with Wanless regarding the cleanup. They have pushed up and tidied the green waste. They are arranging further clean-ups with the metal waste. I will get the new Water and Waste Manager to follow up.</li> <li>➤ Wanless managed to empty the transfer bins in Karumba when there was a day's opportunity to do so.</li> </ul> +	In Progress
January Meeting	Normanton Town Dump. Construct a ramp near the transfer bins. <ul style="list-style-type: none"> <li>➤ There are minimum guidelines to meet: Council will construct a tyre retaining wall at the face approx. 750mm below the top of the bin, then construct a narrow 150mm thick slab on top of the tyre wall to hold the hand rail. A gravel pad will be constructed to meet the slab. A conveyor belt will be placed between the</li> </ul>	In Progress

## BUSINESS PAPERS

Reference	Action	Status
	face and to the top of the bins to prevent any falls between the gap. Council is working with Wanless. This is not a permanent solution and is considered temporary.	
February Meeting	Entry spring loaded gate as a second entrance to the playground in Karumba – gate to face sports centre.	Not started
March Meeting	The Director of Engineering informed that Neumayer Valley had contacted and requested fodder to be provided. ➤ Passed on to DAF and fodder received by Neumayer Valley	Completed
March Meeting	Request that toilets at the Cemetery be added to the list of public toilets that need to be opened and closed. ➤ Passed to Works Coordinator to arrange with Town Services	Completed
March Meeting	Cold room at the rodeo grounds was not working and if it could be looked at. ➤ DCS has already notified Councillors by email that cold room was repaired previously by building services and working	Completed
March Meeting	Progress of raw water scheme ➤ Council is preparing a detailed report from conception to completion.	In progress
March Meeting	Depth gauge and flood marker would need to be erected at the boat/barge ramp (at Burns Philp Building).	Not Started

### 2. Miscellaneous Projects

- 2.1. Thompson St Kerb and Channel Project – New Kerb and Channel complete. Bitumen works has been pushed back from March to April depending on the weather.
- 2.2. ATSI TIDS - Floodway upgrade on the Dunbar - Kowanyama Road. Two raised causeways are planned for Plains Creek and Cabbage Tree Creek. Survey, design drawings and DAF approvals have been completed. Culverts have been ordered and expected delivery in March 2023. Council has put in a variation for Extension of Time up to 30<sup>th</sup> August which has been approved by TMR. Council has also requested a \$150,000 cost variation.
- 2.3. Reef Project – We are arranging endorsement from all parties, so we can plan reef habitat deployment for May. We are arranging another site investigation at the two proposed locations presented at the last Council meeting to check on the bottom substrate (e.g. relatively flat substrate and no existing reef). We don't anticipate this throwing up any curve balls, but still need to confirm.
- 2.4. TIDS/Betterment Works – Armstrong Realignment. Council has completed designs and approvals. Attempts have been made to construct the base slab for the culverts prior to the Christmas break, but early flooding have disrupted works. Culverts have been ordered and delivery is expected in Normanton. Council is organising the stabiliser crew to start the approach road and realignment works under foreman Shaun Henry.

## **BUSINESS PAPERS**

---

- 2.5. TIDS – Reseal on the Normanton - Burketown Road, various length, from the intersection to Little Bynoe – Borals planned to do the works on 12 December but was forced to reschedule the works around January due to delayed projects on the east coast caused by rain delays. Due to flooding in the area, sealing has been pushed back from March to April.
- 2.6. RMPC Crew and everyone else in the outside crew – undertaking patching / road patrols / herbicide / guideposts / signs / mowing as required.
- 2.7. Slashing one cut 89A from Normanton to Flinders (Normanton Slasher).
- 2.8. One cut with Karumba slasher completed between Normanton and Karumba. Karumba slasher is now working on 89A.
- 2.9. Daily road runs undertaken on all roads where accessible to check road conditions, place signage, monitor water levels, and remove silt and debris where possible.



## BUSINESS PAPERS

Table: TMR Projects progress report for 2022 – 2023

Projects	Value	Claimed	Progress
TIDS - 2/1200x450 new culverts at gully 1 to 2km past the Gilbert River. Total Value \$67,000. Claimed to June 2022 \$24,315.40. Remaining \$42,684.60	\$42,684.60	\$42,684.60	100% Completed
CN-17815 - 2021 DRFA works on 89B Ch. 0 to Ch. 180. Total Value \$2,551,476.10. Claimed to June 2022 \$879,185.30. Remaining \$1,672,290.80	\$1,454,514.60	\$1,454,514.60	100% Completed
Variation to CN-17815 - 2021 DRFA works on 89B Ch. 180 to Ch. 303	\$132,440.60	\$132,440.60	100% Completed
CN-17937 - Pave and Seal AG Stimulus Package 4 on 89B (Ch.63.49 to 69.37) approx. 6km past the Glencoe turnoff. Total Value \$2,924,640.60. Claimed to June 2022 \$2,859,372.60. Remaining \$65,268.00	\$65,268.00	\$65,268.00	100% Completed
CN-18809 Pave and Seal AG Stimulus Package 5 on 89B Ch. 70.4km to 77.70km. Total Value \$3,416,320.60. Claimed to June 2022 \$2,241,886.80. Remaining \$1,174,433.80	\$1,174,433.80	\$1,174,433.80	100% Completed
CN-18939 - 2022 89B DRFA Emergent Works - to the Gilbert River - requesting variation to 850K. Total Value \$850,000. Claimed \$126,071.19. Remaining \$723,928.81	\$723,928.81	\$723,928.81	100% Completed
ATSI TIDS Dunbar Kowanyama Road - EOT granted to end August 2023. TMR wants remaining balance of \$891,893.13 to be claimed after June 30th	\$1,340,000.00	\$448,106.87	33%
CN-18939 - 2022 89B DRFA Emergent Works variation	\$982,000.00	\$982,000.00	100% Completed
TIDS 2022-2023	\$910,000.00	\$13,342.15	
CN-16542 2022-23 RMPC	\$2,044,550.00	\$1,255,687.00	61%
2023 TMR Emergent Works - Working on a \$232,570.33 claim	\$750,000.00		
<b>Total</b>	<b>\$9,619,820.41</b>	<b>\$6,292,406.43</b>	<b>65%</b>

## **BUSINESS PAPERS**

---



**Photo:** The rock placement to protect scouring has worked and survived the recent floods.



**Photo:** Rotunda under construction



## BUSINESS PAPERS

---



**Photo:** Tides brought in new shell grit sand between boat ramp and shelter after flooding.



**Photo:** Blast from the Past – 1995, grader towing the original Krys the Croc- photo provided by Tahirih.

## BUSINESS PAPERS

---



**Photo:** Blast from the Past – 1995, original Krys the Croc- photo provided by Tahirih.

### 3. Update on Shire Flood Damage Works

- 3.1. Emergent works have started on Delta to Stirling Road under Foreman Colin Charger
- 3.2. Emergent works have started on the Iffley Road from the intersection with 89A towards Trenton under Foreperson Josie Bond.
- 3.3. Emergent works have started on the Burketown Road under Foreman Gavin Delacour
- 3.4. Brenton and Cameron are preparing camps for mobilization.
- 3.5. ERSCON are out and about doing pickups when they can access roads.

### 4. New Projects/Grant Applications

- 4.1. Council have requested a variation to the current RMPC. TMR are looking to grant \$500,000 for insitu stabilisation works for ruts on 89A and \$20,000 for Call Point signs at locations on 89B.
- 4.2. Council has requested a cost variation to the 2022-23 ATSI TIDS project on the Kowanyama Road. TMR is allocating a further \$150,000 to the project which is expected to be completed by end of August 2023.
- 4.3. Council is working on a 4.5 million of betterment works to continue sealing towards the Gilbert River. Nothing on this project has been confirmed at this stage.

## BUSINESS PAPERS

### 5. Reports

#### 5.1. Nil

#### 5.2. Budget

Row Labels	Sum of Current Budget	Sum of YTD Actual	Sum of Order Value	Sum of Total Actual
<b>Operating Expenditure</b>				
Airports	435,825	302,940	79,946	382,886
Asset Management	238,383	56,014	27,945	83,959
Building Services	229,282	191,816	10,079	201,895
Coastal Management	111,240	0	0	0
Depots & Workshop	669,512	576,336	22,517	598,853
Engineering Services	750,951	851,013	328,158	1,179,170
Fleet & Plant	-1,204,059	-151,568	1,997,874	1,846,306
Main Roads (Rmpc And Pw)	5,543,892	4,358,028	537,234	4,895,262
Parks & Gardens	1,213,593	1,086,151	38,867	1,125,018
Pensioner Housing	360,164	217,520	40,897	258,417
Private Works	0	4,846	0	4,846
Public Conveniences	194,995	145,717	1,418	147,135
Quarries	52,000	334	0	334
Reserves	8,000	30,282	3,630	33,912
Road	5,293,070	4,128,604	13,600	4,142,204
Staff Housing	678,544	611,477	42,480	653,957
Town Planning	114,749	82,966	28,421	111,387
<b>Operating Expenditure Total</b>	<b>14,690,141</b>	<b>12,492,476</b>	<b>3,173,066</b>	<b>15,665,542</b>
<b>Operating Income</b>				
Airports	-229,000	-242,806	0	-242,806
Building Services	-4,000	-4,150	0	-4,150
Coastal Management	0	-52,936	0	-52,936
Engineering Services	0	-2,600	0	-2,600
Fleet & Plant	-50,000	-16,343	0	-16,343
Main Roads (Rmpc And Pw)	-7,010,000	-4,938,273	0	-4,938,273
Pensioner Housing	-36,000	-28,937	0	-28,937
Road	-1,400,000	0	0	0
Roads (Tids)	0	44,901	0	44,901
Staff Housing	-50,000	0	0	0
Town Planning	-5,750	-7,584	0	-7,584
<b>Operating Income Total</b>	<b>-8,784,750</b>	<b>-5,248,729</b>	<b>0</b>	<b>-5,248,729</b>
<b>Grand Total</b>	<b>5,905,391</b>	<b>7,243,747</b>	<b>3,173,066</b>	<b>10,416,813</b>



## BUSINESS PAPERS

---

### 11.2 NDRRA/QDRF REPORT

<b>Attachments:</b>	11.2.1. Appendix A - 2021 Expenditure Summary <a href="#">↓</a> 11.2.2. Appendix B - QRA21 Completion Sketch <a href="#">↓</a> 11.2.3. Appendix C - Betterment Projects <a href="#">↓</a>
<b>Author:</b>	John Martin - Consultant Engineering
<b>Date:</b>	12 April 2023
<b>Key Outcome:</b>	5.2 - A safe and sustainable road network
<b>Key Strategy:</b>	5.2.1 Plan and deliver a safe, sustainable and efficient road network.

---

#### Executive Summary:

**QRA20:** The QRA20 project is 100% complete. Acquittal documentation has been lodged for the approval of all four (4) submissions.

**QRA21:** The QRA21 project is approximately 52% complete. There is currently no construction work being undertaken due to the wet season shutdown, construction will recommence once floodwaters have subsided. The deadline for the QRA21 works is 30 June 2023.

**QRA22:** Three (3) REPA Submissions have been approved and Council has received the 30% pre-payments from QRA. Two (2) REPA Submissions are currently awaiting approval.

**QRA23:** Carpentaria Shire Council has been activated for REPA, Emergency Works and CDO relief measures for flooding related to ex Tropical Cyclone Ellie / Monsoon Trough. Initial reports indicate significant damage to Council's transport infrastructure. Emergency works have commenced on accessible roads from Normanton.

#### OTHER:

The Mitchell River Crossing Investigation project is progressing with preliminary geotechnical investigations being performed to guide options analysis and structural design.

The Short listed QRA Betterment project on Dunbar – Kowanyama Road has been lodged on the QRA Mars System and is awaiting approval.

Detailed Submissions have been lodged to QRA for the Burke and Wills Monument Access Road Pavement and Sealing and Normanton Racetrack Lighting Upgrade.

#### RECOMMENDATION:

That Council:

1. accepts the NDRRA/QDRF Report as presented; and
2. that those matters not covered by resolution be noted.

#### Background:

##### 2020 QRA Event

1. Acquittal documentation for all four (4) submissions has been lodged on MARS and audits by QRA are currently being undertaken.



## **BUSINESS PAPERS**

---

### **2021 QRA Event**

1. All five (5) lodged QRA21 REPA submissions have now been approved with a total RV of approx. \$39.9million (construction budget of \$31.1million).
2. Approximately 52% of the project has been completed with an estimated Expenditure Ratio of 0.89. Refer to Appendix A and B for construction progress summaries.
3. There is currently no Construction work being undertaken due to the wet season shutdown.
4. The program for the 2023 construction season is being compiled to complete the approved scope prior to the deadline utilising five (5) construction crews.
5. The QRA21 program of work has a deadline of 30 June 2023.

### **2022 QRA Event**

1. Three (3) REPA Submissions have been approved and Council has received the 30% pre-payments from QRA. Two (2) Submissions have been lodged on the QRA MARS system, pending an outcome from QRA.
2. Construction of the QRA22 program is expected to commence during the 2023 construction season once floodwaters have subsided, with QRA21 scope to be prioritised to ensure submission deadlines are met.
3. The QRA22 program of work has a deadline of 30 June 2024, the construction programme is currently under review and various options are being investigated to ensure deadlines are met.

### **Other**

1. Fuel Levy's for September through to the end of November have been calculated and sent to Council. One Remaining Levy for the start to middle of December is currently being calculated and will be issued to council for payment shortly.
2. The Mitchell River Crossing Investigation project is progressing with preliminary geotechnical investigations being performed to guide options analysis and structural design. Alternative options are being considered and discussed with QRA.
3. Short listed QRA Betterment project on Dunbar – Kowanyama Road has been lodged in the QRA MARS system awaiting an outcome from QRA.
4. Detailed Submissions have been lodged for two Community and Recreational Asset funding projects – Burke and Wills Monument Access Road Pavement and Sealing and Normanton Racetrack Lighting Upgrade and are awaiting outcomes from QRA.

## **BUSINESS PAPERS**

---

### **2022 QRA Event**

1. Carpentaria Shire Council was activated for REPA, Emergency Works and CDO relief measures on 6 January 2023 in response to flooding caused by Ex-Tropical Cyclone Ellie / Monsoon Trough.
2. Emergency works have commenced throughout the Shire on roads that are currently accessible and will continue in the upcoming months to restore access where required.
3. Damage pickup has begun throughout the Shire on roads that are currently accessible from Normanton. Damage pickup will continue in the upcoming months as areas of the Shire become accessible.

### **Consultation (Internal/External):**

- Mark Crawley - Chief Executive Officer
- Michael Wanrooy - Director of Engineering
- John Martin and Nick Lennon - ERSCON Consulting Engineers

### **Legal Implications:**

- Nil.

### **Financial and Resource Implications:**

- QRA 20 Trigger Point contribution - \$29,363
- QRA 21 Trigger Point contribution - \$30,180
- QRA 22 Trigger Point contribution - \$30,015
- QRA 23 Trigger Point contribution - \$29,070

### **Risk Management Implications:**

- High – QRA21 – Construction has a deadline of 30 June 2023. There is a high risk that work will not be completed by this deadline using five (5) construction crews based on residual work from the 2022 construction season and the forecast work for the 2023 season.

## CARPENTARIA SHIRE COUNCIL

### SUMMARY OF QRA21 EXPENDITURE

#### CURRENT

Project Completed

Forecast Project Expenditure to RV Ratio

6/02/2023

52.01%

0.89



Submission 1 - CSC.0052.2021E.REC					
Road Name	Construction Recommended Value	Expenditure	Complete (%)	Expected Expenditure Ratio	Notes
Pioneer Access	\$ 43,477.20	\$ 2,545.40	100%	0.06	Overlapping camp and establishment costs with simultaneously constructed Trenton Road. When assessing roads together expenditure is expected to align well with the combined RV.
Wondoola Access	\$ 145,923.99	\$ 91,981.30	100%	0.63	Overlapping camp and establishment costs with simultaneously constructed QRA20 Wondoola Access and QRA20/21 Wondoola Bypass Road. When assessing roads together expenditure is expected to align closely with the combined RV.
Wondoola Bypass Road	\$ 335,719.59	\$ 151,977.17	100%	0.45	Overlapping camp and establishment costs with simultaneously constructed QRA20 Wondoola Bypass Road and QRA20/21 Wondoola Access. When assessing roads together expenditure is expected to align closely with the combined RV.
Trenton Road	\$ 2,759,624.32	\$ 1,748,911.26	77%	0.83	Road partially constructed before wetseason shutdown, remaining works will be completed as soon as accessible in the 2023 construction season.
Broadwater - Iffley Road	\$ 3,253,190.35	\$ 2,385.55	0%	1.00	Preliminary costs booked, no construction has commenced.
Broadwater Access	\$ 15,718.68	\$ -	0%	1.00	
Claraville Road	\$ 802,925.42	\$ 5,304.78	0%	1.00	Preliminary costs booked, no construction has commenced.
Cowan Downs Access	\$ 109,883.67	\$ -	0%	1.00	
Glenore Access	\$ 954,142.42	\$ -	0%	1.00	
Haydon Access	\$ 294,418.51	\$ -	0%	1.00	
Iffley Road	\$ 48,565.72	\$ 22,582.41	0%	1.00	Preliminary costs booked, no construction has commenced.
Mundjuro Access	\$ 269,163.15	\$ 917.73	0%	1.00	Preliminary costs booked, no construction has commenced.
Old Croydon Road (Unsealed)	\$ 410,198.93	\$ -	0%	1.00	
Sawtell Creek Access	\$ 46,052.54	\$ -	0%	1.00	
Warrenvale Access	\$ 112,183.94	\$ -	0%	1.00	
<b>TOTAL</b>	<b>\$ 9,601,188.43</b>	<b>\$ 2,026,605.60</b>			

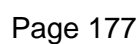
\* Expected expenditure ratio is the ratio of final expenditure divided by the recommended value. (i.e. 1.5 is 50% over budget, 0.8 is 20% under budget)

Submission 2 - CSC.0054.2021E.REC					
Road Name	Construction Recommended Value	Expenditure	Complete (%)	Expected Expenditure Ratio	Notes
Wernadanga Access	\$ 408,403.56	\$ 206,933.00	100%	0.51	Overlapping camp and establishment costs with simultaneously constructed Normanton - Burketown. When assessing roads together expenditure is expected to align well with the combined RV.
Normanton - Burketown Road	\$ 3,384,537.60	\$ 2,027,024.62	98%	0.61	Road partially constructed before wetseason shutdown, remaining works will be completed as soon as accessible in the 2023 construction season.
Lorraine Access	\$ 537,639.45	\$ 540,578.68	100%	1.01	
Ten Mile Road	\$ 812,165.79	\$ 568,788.92	100%	0.70	Road partially constructed before wetseason shutdown, remaining works will be completed as soon as accessible in the 2023 construction season.
Karumba Pipeline Service Access	\$ 732,792.98	\$ 600,060.37	73%	1.12	Road partially constructed before wetseason shutdown, remaining works will be completed as soon as accessible in the 2023 construction season.
Nardoo - Leichardt Road	\$ 4,089,855.77	\$ 1,907,525.75	65%	0.72	Accrued costs processing, road currently under construction.
McAllister Road	\$ 1,111,966.62	\$ 46,317.75	4%	1.04	
Donors Hill - Augustus Downs Road	\$ 1,141,343.18	\$ 8,036.70	0%	1.00	Preliminary costs booked, no construction has commenced.
Inverleigh Access	\$ 2,341.08	\$ -	0%	1.00	
Inverleigh Access (Secondary Access)	\$ 6,577.32	\$ -	0%	1.00	
Neumayer Valley Access	\$ 408,933.45	\$ -	0%	1.00	
Yappar Street	\$ 32,194.71	\$ -	0%	1.00	
<b>TOTAL</b>	<b>\$ 12,668,751.51</b>	<b>\$ 5,905,265.79</b>			

Submission 3 - CSC.0048.2021E.REC					
Road Name	Construction Recommended Value	Expenditure	Complete (%)	Expected Expenditure Ratio	Notes
Inkerman Access	\$ 562,783.25	\$ 481,354.26	100%	0.86	Overlapping camp and establishment costs with simultaneously constructed 2020 Inkerman Access. When assessing roads together expenditure is expected to align well with the combined RV.
Glencoe - Miranda Downs Road	\$ 3,529,821.76	\$ 2,456,491.60	100%	0.70	Overlapping camp and establishment costs with simultaneously constructed Lotus Vale - Stirling Road and Stirling - Miranda Downs Road. When assessing roads together expenditure is expected to align well with the combined RV.
Stirling - Miranda Downs Road	\$ 924,687.03	\$ 199,056.16	20%	1.08	
Delta Downs Road	\$ 1,121,390.34	\$ 178,967.08	0%	1.00	Preliminary costs booked, no construction has commenced.
Double Lagoon Access	\$ 165,580.92	\$ -	0%	1.00	
Lotus Vale - Stirling Road	\$ 1,128,254.06	\$ 492,098.13	0%	1.00	Preliminary costs booked, no construction has commenced.
<b>TOTAL</b>	<b>\$ 7,432,517.36</b>	<b>\$ 3,807,967.23</b>			

Submission 4 - CSC.0042.2021E.REC					
Road Name	Construction Recommended Value	Expenditure	Complete (%)	Expected Expenditure Ratio	Notes
Dunbar - Koolatah Road	\$ 254,319.58	\$ 329,452.37	100%	1.30	Overlapping camp and establishment costs with simultaneously constructed 2020/21 Koolatah - Drumduff Road, 2020/21 Koolatah - Dixie Road and 2021 Dunbar - Koolatah Road. When assessing roads together expenditure is expected to align well with the combined RV.
Koolatah - Drumduff Road	\$ 408,762.84	\$ 341,812.90	100%	0.84	Overlapping camp and establishment costs with simultaneously constructed 2020/21 Koolatah - Dixie Road, 2020/21 Dunbar - Koolatah Road and 2021 Koolatah - Drumduff Road. When assessing roads together expenditure is expected to align well with the combined RV.
Dunbar - Kowanyama Road	\$ 254,319.58	\$ 481.52	0%	1.00	Preliminary costs booked, no construction has commenced.
<b>TOTAL</b>	<b>\$ 917,402.00</b>	<b>\$ 671,746.79</b>			

Submission 5 - CSC.0049.2021E.REC					
Road Name	Construction Recommended Value	Expenditure	Complete (%)	Expected Expenditure Ratio	Notes
Koolatah - Dixie Road	\$ 1,359,200.81	\$ 1,622,955.16	84%	1.42	Road partially constructed before wetseason shutdown, remaining works will be completed as soon as accessible in the 2023 construction season.
<b>TOTAL</b>	<b>\$ 1,359,200.81</b>	<b>\$ 1,622,955.16</b>			



## Appendix E - Approved Betterment Projects

Project	Value
Normanton to Burketown Pavement Improvements and Sealing (Project 11/12)	Project RV \$3.1million Construction value \$2.5million
Normanton to Burketown Pavement Improvements and Sealing (Project 13)	Project RV \$0.96million Construction value \$0.76million
Desludging of the Normanton Sewerage Lagoon	\$974,558
Disaster Coordination Shed	Project RV \$376,259.30 Construction Value \$390,090.91
Karumba Airport Weather Station	\$87,000
Karumba Chlorine Generator	\$180,000
Normanton Water Treatment Plant Pipework Upgrades	\$150,000
Normanton Water Treatment Plant Storage Upgrades	\$40,000
Investigation into New Karumba Sewage System	\$80,000
Glenore Weir Intake, Pipework and Valve Set Upgrades	\$320,000
Karumba Foreshore	\$500,000
Normanton Stormwater Upgrades	\$228,882
Armstrong Creek Causeway	\$793,339
Iffley Road gravel upgrade	\$4,206,687
Koolatah – Dixie Road widening	\$2,477,642
Karumba Shoreline Protection & Revitalisation – Beach Sand Retention Project	\$1,335,604
Inverleigh West Causeway Upgrade	\$500,000
Mitchell River Crossing Upgrade Investigation	\$300,000

Project has been completed

## BUSINESS PAPERS

---

### 11.3 WATER AND WASTE MONTHLY REPORT

<b>Attachments:</b>	NIL
<b>Author:</b>	Natasha Glaskin - Manager Water and Sewerage
<b>Date:</b>	12 April 2023
<b>Key Outcome:</b>	A well governed, responsive Council, providing effective leadership and management, and respecting community values
<b>Key Strategy:</b>	Provision of safe and reliable infrastructure (roads, water and sewer, buildings and facilities, etc.)

---

#### Executive Summary:

This report has been prepared to provide Council with an overview of actions completed and underway within the Water and Waste Department.

The following items of interest are presented in further detail within the report:

- The water level at Glenore Weir on 31 March 2023 was 8.56m.
- Recorded Rainfall for March was 167.8mm.
- Normanton WTP produced approximately 33ML of water for consumption.
- A total of 5 pump replacements were required within the Karumba Sewerage Reticulation and an additional 3 required maintenance.
- Contractors for Water and Waste Projects delayed due to weather have commenced mobilisation.

#### RECOMMENDATION:

That Council:

1. receive and note the Water and Waste Report for the March 2023 period; and
2. that those matters not covered by a resolution be noted.

#### Background:

##### Glenore Weir

The water level at Glenore Weir was measured at 8.56m on the last day of the month (Figure 1 - Glenore Weir River Height at end of month.). The Bureau of Meteorology recorded 167.8mm of rainfall at Normanton Airport during the month (Figure 2 - Monthly Rainfall.)



## BUSINESS PAPERS

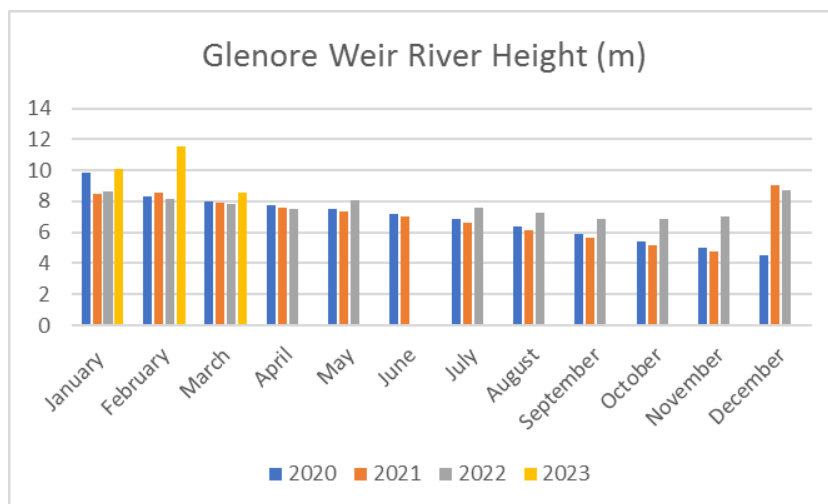


Figure 1 - Glenore Weir River Height at end of month.

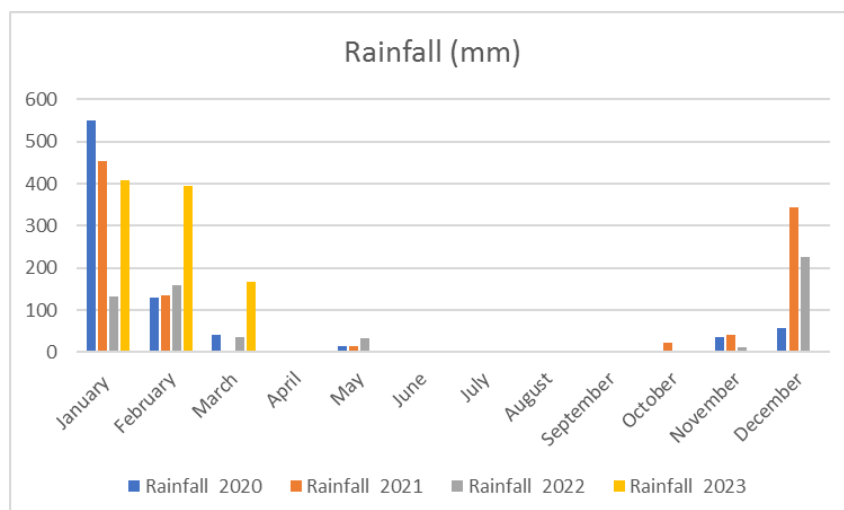


Figure 2 - Monthly Rainfall

### Normanton Water Treatment Plant (NWTP)

Demand for water remained steady as a result of the weather conditions. Of the 33.4ML of water produced by NWTP (Figure 3 – Volume of water treated at NWTP), 16.5ML was pumped to Karumba.

## BUSINESS PAPERS

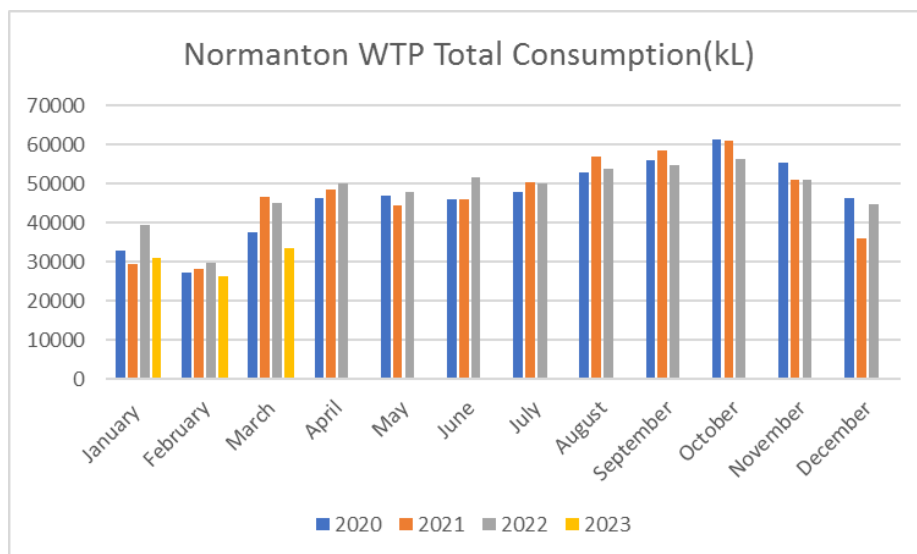


Figure 3 – Volume of water treated at NWTP

### NWTP Maintenance and Upgrades

- A contractor has been engaged and will perform a number of repairs and assist with recommissioning of the old clarifier at the NWTP. Due to the sustained rainfall, the Contractors have been repeatedly delayed and are expected to arrive in April.
- Preparation for the installation of the Chlorine Generators has commenced with local contractors.
- Council's contracted SCADA Engineer arrived on site 11/04/2023 to complete a number of upgrades across Water and Sewerage, having been delayed due to sustained rainfall also.
- A Water Meter Audit and Condition Assessment will be conducted throughout April to inform future works required as part of the meter replacement program.
- Raw Water Irrigation options assessment expected to be completed in time for next Council Meeting.

### Normanton Sewage Treatment and Reticulation Network

Normanton Sewerage Treatment Plant (STP) flow meter is currently out of service and will be replaced in the coming months.

### NSTP Maintenance and Upgrades

- Maintenance of the lagoons continues to be managed by the Operators, occupying a significant portion of time under normal operations and is exacerbated by the continued rainfall. A contractor has been engaged to undertake intensive weed management, this is expected to be undertaken throughout April.
- Aerator installation is expected to occur before the end of financial year.

### Karumba STP and Low Pressure Network

Karumba Sewage Treatment facility treated approximately 3.7ML for the month (Figure 4 - Total Monthly inlet flow for Karumba STP.)

## BUSINESS PAPERS

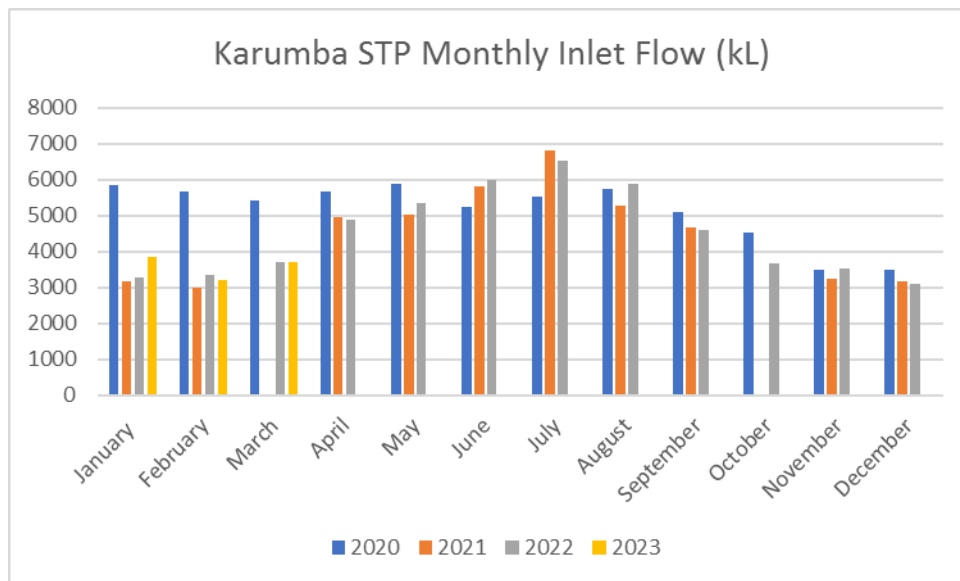


Figure 4 - Total Monthly inlet flow for Karumba STP

### KSTP Maintenance and Upgrades

- For the month, five (5) low pressure pumps were replaced due to failure and an additional three (3) required operator intervention.
- Increased Membrane maintenance continues in an effort to prolong life.

### Waste Services

#### Karumba Waste Transfer Station and Normanton Landfill

- Marine flares continue to be improperly disposed of and will be monitored by the Contractor and Council. Public awareness as to correct disposal has commenced on Social Media and will continue throughout the season.
- Illegal dumping Social Media Awareness also continues regularly on Council's Social Media platforms.
- Council's Dry Hire Arrangement for the Compactor at Normanton Landfill ceases in July and options for continuation are being explored to ensure ongoing compliance.
- Discussions are underway with the Contractor regarding Green waste and Steel stockpiles at the Karumba Transfer Station.

### **Consultation (Internal/External):**

- Michael Wanrooy - Director of Engineering
- Natasha Glaskin – Manager Water and Waste
- Joe Beddows – Technical Officer (Water and Waste)
- Executive Leadership Team
- Trades and operational staff
- Wanless Pty Ltd.

## BUSINESS PAPERS

### Legal Implications:

- Low – within normal operational parameters.

### Financial and Resource Implications:

- Medium.
- Critical upgrades are required in the current and next financial year to remain compliant. Detailed information will be provided to Council as the budget submissions are prepared.
- Upgrades to Wastewater Treatment including Membrane replacement.
- Significant increases to chemicals costs have been advised for the remainder of the Financial Year and will continue into next.

Row Labels	Sum of Current Budget	Sum of YTD Actual	Sum of Order Value	Sum of Total Actual
<b>Operating Expenditure</b>				
Landfill/ Waste Transfer Operations	678,457	408,990	267,507	676,498
Refuse Collection	197,419	191,651	0	191,651
Sewerage	1,477,820	1,062,662	230,425	1,293,087
Water	2,658,747	2,183,602	262,607	2,446,209
<b>Operating Expenditure Total</b>	<b>5,012,443</b>	<b>3,846,906</b>	<b>760,539</b>	<b>4,607,445</b>
<b>Operating Income</b>				
Landfill/ Waste Transfer Operations	-737,000	-771,494	0	-771,494
Refuse Collection	0	-2,285	0	-2,285
Sewerage	-1,660,000	-1,485,277	0	-1,485,277
Water	-1,847,000	-1,201,576	0	-1,201,576
<b>Operating Income Total</b>	<b>-4,244,000</b>	<b>-3,460,631</b>	<b>0</b>	<b>-3,460,631</b>
<b>Grand Total</b>	<b>768,443</b>	<b>386,275</b>	<b>760,539</b>	<b>1,146,814</b>

### Risk Management Implications:

- Continue to monitor.

## BUSINESS PAPERS

---

### 11.4 ASSET MANAGEMENT REPORT

<b>Attachments:</b>	11.4.1. Millboard Decking Fact Sheet <a href="#">↓</a>
<b>Author:</b>	Tom Loadsman - Assets Manager
<b>Date:</b>	13 April 2023
<b>Key Outcome:</b>	Day to day management of activities within Engineering Services Directorate
<b>Key Strategy:</b>	As per the Departmental Plan for Engineering Services

---

#### Executive Summary:

This report provides information and updates to Council on various tasks that are facilitated within the Asset Managers team. The following items of interest are discussed in further detail within the report:

- Burns Philp Building
- Plant Replacement Updates

#### RECOMMENDATION:

That Council:

1. receive the Asset Report as presented; and
2. that those matters not covered by resolution be noted.

#### Background:

#### ASSET MANAGEMENT

##### Plant review and process investigations

New plant group codes have been created with updated charge out rates. These rates are aligned with historical and forecasted data to better enable council to recover costs from plant and equipment. These changes will take effect in mid-April as plant is moved across to the new codes.

##### Asset Management Systems

A review of the draft asset management plans is being undertaken with focus on the Water and Waste department the current priority. Investigations are also being undertaken on a suitable Asset Management System that will enable council to accurately and proactively manage our assets through their entire asset lifecycle.


##### Plant Replacements

- Kubota UTV X900 on order, we are currently 5<sup>th</sup> in line, expecting a June/July Delivery.
  - Vermeer Vacuum Truck Ordered
  - Light Vehicles have been ordered with no change to ETA.
  - Trucks tender has completed, we have one submission from Isuzu and we are working to bring our recommendations to the May Council Meeting.
-

## BUSINESS PAPERS

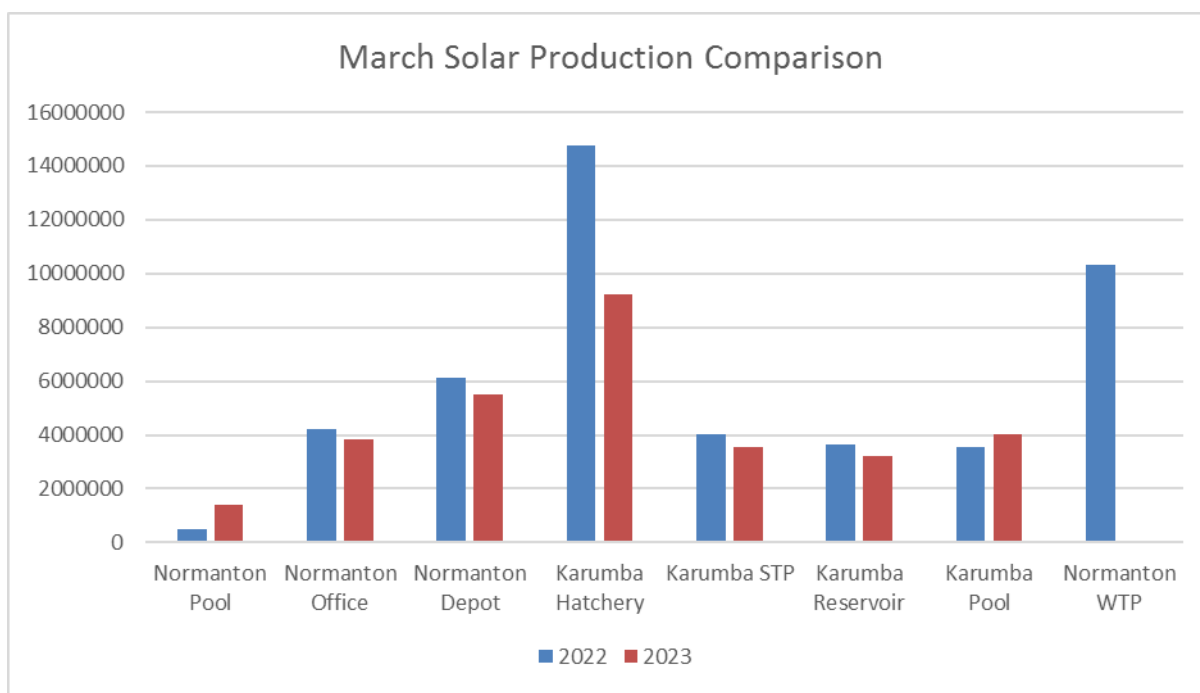
### Asset Availability

The following information indicates the operational availability and maintenance statistics for council's facilities for the previous month. The reduced asset availability is due to the maintenance and renovations that are detailed further in this report. Asset availability is expected to return to 100% by June.



### Solar System Performance

Solar production for the month of March was consistent with expected targets on 6 out of 8 sites. System faults have been discovered at the Barramundi Hatchery and Normanton Water plant with council staff and solar contractors investigating the issues.





## **BUSINESS PAPERS**

---

### **Flood Monitoring Equipment**

#### **Council Sites**

Aquamonix performed a review of the flood monitoring equipment performance for the previous 4 months. This included the following information regarding sites that have major faults.

Location	Fault Found	Issue
Spear Creek	December 2022	Sat modem/Logger
Broadwater	December 2022	Ott Locked up
Yappar River	December 2022	Ott Locked up
Walkers Creek	Feb 2023	Ott Locked up

The Ott's are used to measure the water levels in the river and are at the end of their expected life cycle. Estimated costs for replacement of each item is \$14,000. They may be able to be repaired and this would reduce costs however due to the age, there would be no guarantee that they wouldn't fail again in the next wet season. Feedback has not been received from LGAQ regarding state/federal funding commitments and this will dictate when and the sites are returned to service.

#### **FWIN Sites**

All 14 sites are online and operational. This includes the Karumba Airport weather station, which required parts to be replaced under warranty.

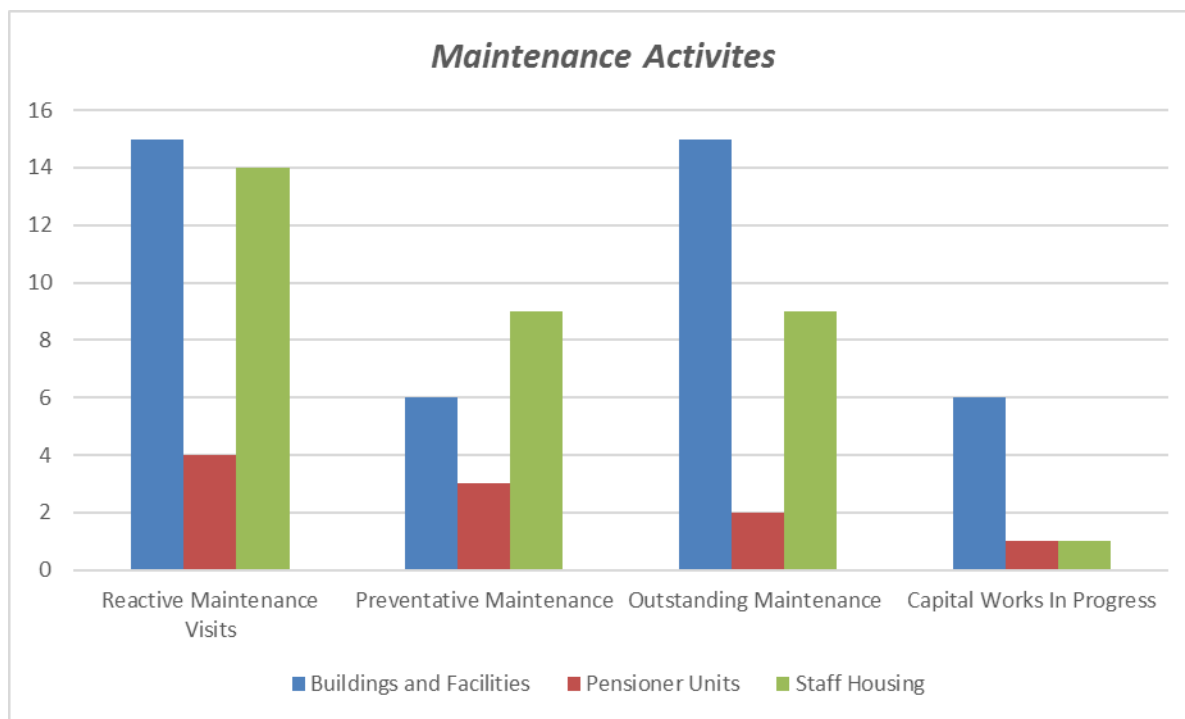
### **TV Broadcast facilities**

The Normanton Channel 7 transmitter has been replaced with all three 7 channels now operational. I am working with Mark from LGAQ and the Minister's office to investigate our options for maintenance of these facilities moving forward.

### **TRADES REPORT**

The trades department have performed the following reactive, preventative, and capital works over the month of March. Reactive tasks primarily include electrical faults, door replacements, and plumbing issues. Notable items are provided in more detail below.

## BUSINESS PAPERS



### Burns Philp Building

Testing has indicated mould is present within the building and requires professional cleaning before it can be reopened. Rectification works are underway with reopening of the facility expected in early May.

### **Les Wilson Barramundi Centre**

#### Outdoor Decking

The current decking is deteriorating in some areas. The supplier has been contacted for comment and rectification options but we have yet to hear back.

## **BUSINESS PAPERS**

---



### **Capital Works Projects**

#### **Karumba Water Tower**

Work continues on the construction of a new Chlorine room to allow for chillers and air-conditioners to be installed.

#### **Karumba Pool**

Roller door on the chemical room has been removed with new doors installed. The roller door has been taken to the Normanton depot for future use.

#### **Water Main - MacNamara Street**

Approximately 160m of water main has been installed and commissioned in MacNamara Street to support the current development.

#### **1/72 Thompson Street**

Renovations have stalled whilst other jobs are completed. Council carpenters are planning to continue this job in mid-April.

#### **16 Henrietta Street**

Renovations continue with vinyl and painting contractors due in April.

#### **2 Norman Street**

Engineer currently working on the scope for repairs.

#### **Normanton Water Tower**

- Works have been completed with vital IT equipment now in a dust free climate-controlled environment.

## **BUSINESS PAPERS**

---



**Consultation (Internal/External):**

- Michael Wanrooy – Director of Engineering
- Executive Leadership Team
- Trades and operational staff

**Legal Implications:**

- Low – within operational parameters

**Financial and Resource Implications:**

- Low - Within Budget

**Risk Management Implications:**

- Within normal operating parameters.



## Millboard Decking



# Millboard Decking



## Composite decking never looked so good

Modinex Group Millboard Decking is an innovative and revolutionary composite decking solution that looks so convincing, you'll struggle to believe that it's not real wood – until you enjoy years of virtually maintenance free use. Made from a unique blend of natural minerals, bonded with a polymer resin, Millboard Decking is one of the most stable, durable and low-maintenance composite decking solutions on the market today.

Millboard Decking is so versatile and consistent that it makes decking possible in a much wider variety of applications than ever before. It has been designed to withstand harsh environments, both coastal and inland, and can be used with confidence in residential homes, as well as commercial and public spaces, including roof terraces, balconies, rainforest retreats, jetties and boardwalks.

The best thing about Millboard Decking, aside from its

stunning appearance and remarkable resemblance to real wood, is how simple and easy it is to install and maintain – just fit and forget!

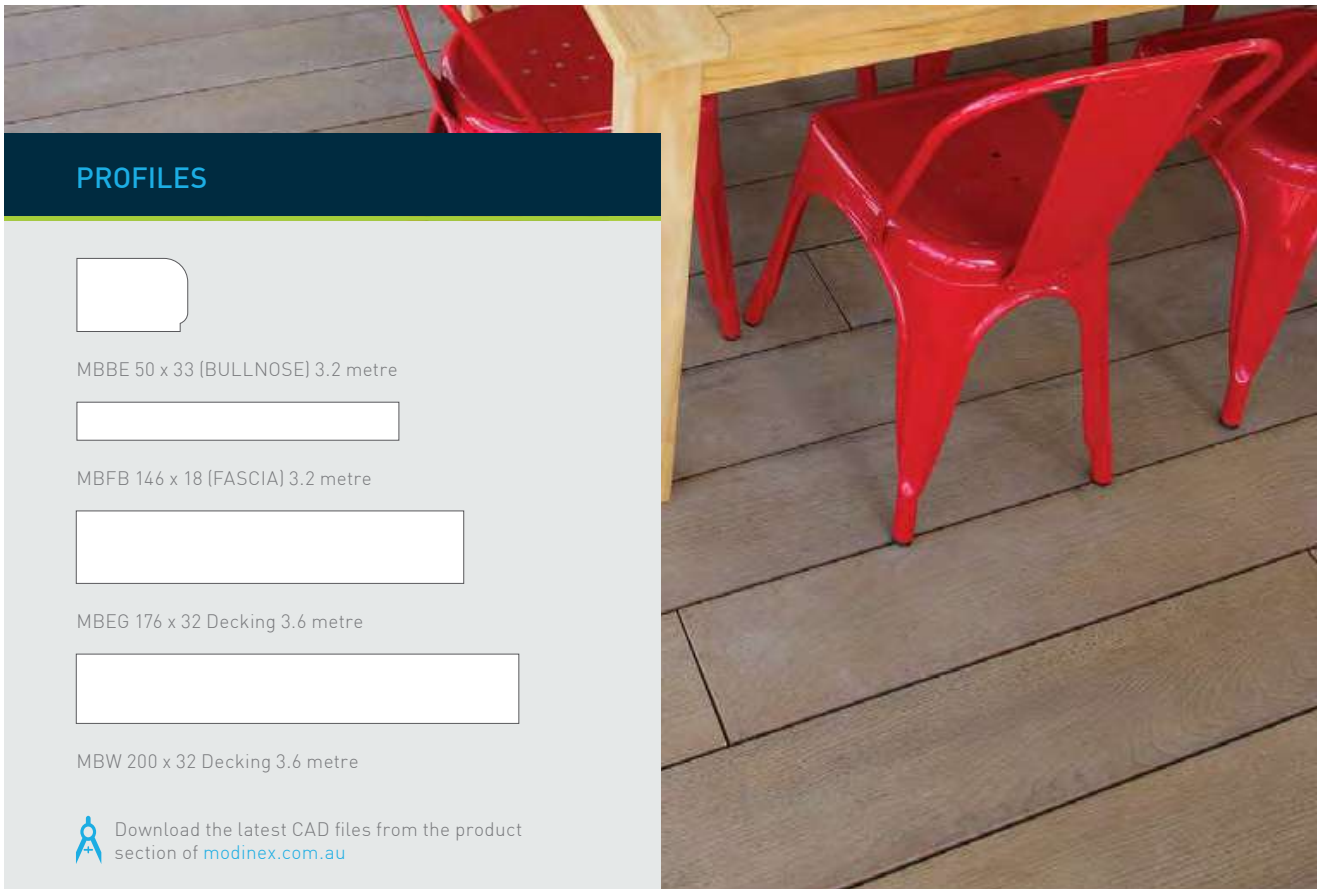
Best of all, because it contains absolutely no real wood content, it's free from the inevitable and time consuming maintenance associated with using real wood.

Millboard Decking features a non-porous Lastane outer layer, which protects the product against mould and


algae outbreaks, even when used in damp or waterfront applications. The absence of algae and the softness of the Lastane outer layer increases slip resistance, offering an unparalleled anti-slip surface in both wet and dry conditions. Millboard Decking also has self-cleansing properties, making maintenance even easier. The Lastane finish stops food and drink spillages from soaking into the surface, while most debris are removed naturally when it rains.




## Millboard Decking




### PROFILES




MBBE 50 x 33 (BULLNOSE) 3.2 metre




MBFB 146 x 18 (FASCIA) 3.2 metre



MBEG 176 x 32 Decking 3.6 metre












MBW 200 x 32 Decking 3.6 metre

 Download the latest CAD files from the product section of [modinex.com.au](https://modinex.com.au)

MILLBOARD DECKING																	
Profile Code	Cover (mm)	Thickness (mm)	Max Spans Residential (mm)	Max Spans Commercial (mm)	Coverage Boards per m <sup>2</sup> Installed (incl 4mm gap)	Fixing Durafix Stainless Steel Trimhead	Coppered Oak	Golden Oak	Limed Oak	Carbonised Charred	Smoked Oak	Jarrah	Vintage	Carbonised Emberred	Driftwood	Linear metre per m <sup>2</sup>	Weight per m <sup>2</sup>
MBEG 176 x 32	176	32	400	300	1.54	✓	✓	✓	✓	✓	✓	✓	✗	✗	✗	5.68	22kg/m <sup>2</sup>
MBW 200 x 32	200	32	400	300	1.36	✓	✗	✗	✗	✗	✗	✗	✓	✓	✓	5.0	22kg/m <sup>2</sup>
MBFB 146 x 18	146	18	N/A	N/A	N/A	✓	✓	✓	✓	✓	✓	✓	✓	✓	✓	-	-
MBBE 50 x 33	50	33	N/A	N/A	N/A	✓	✓	✓	✓	✓	✓	✓	✓	✓	✓	-	-
MBP 500ML	N/A	N/A	N/A	N/A	N/A	✗	✓	✓	✓	✓	✓	✓	✓	✓	✓	-	-

\*Joist spacing calculations and construction documents shall be prepared by a registered design professional to verify the suitability of the boards and supporting structure to resist necessary forces under varying environmental and physical conditions.

### COLOURS

Coppered Oak   Golden Oak   Limed Oak   Smoked Oak   Jarrah   Vintage   Driftwood   Carbonised Charred   Carbonised Emberred

## Ideal Uses



Millboard Decking looks and feels like real timber and is virtually maintenance free – the perfect solution for:

- Wet/pool area
- Public Open Spaces
- Roof Terraces and balconies
- Boardwalks and wetlands
- Schools -play and relaxation areas
- Heavy traffic areas
- Unsheltered Areas
- Residential and Commercial Spaces
- Hotels/bistros
- Harsh Environments
- Body corporate areas
- Mining campsite areas



Acoustics



## Millboard Decking



There are so many great reasons to choose **Millboard Decking**



### Maintenance free

Millboard Decking requires no oiling, painting or coating over the life of the product – just keep it clean.



### Invisible face fix

Achieve a perfect finish with invisible face fix.



### High durability

Formulated with a mixture of virgin and recycled high-density polyethylene, which promotes longevity.



### Water resistant

Non-porous finish allows no opportunity for moisture ingress.



### Stain resistant

Non-porous finish stops food and drink spillages from seeping into surface.



### High slip resistance

Excellent grip in both wet and dry conditions. P5/R11 Rating.



### 25 Year Limited Warranty

Guaranteed quality and peace of mind. Visit [modinex.com.au](http://modinex.com.au) for more information.



### Exceptionally quiet underfoot

The Lastane® surface helps deaden footfall and furniture noise, making Millboard the perfect choice for public places and commercial applications.



### Rot and pest resistant

Guaranteed not to rot, split, warp or check. Highly resistant to damage caused by termites and fungal decay.



### Looks like real wood

Product surface features intricate and realistic details, enhancing wood-like appearance.



### Thinking green

Millboard Decking is made using reclaimed and recycled materials. It uses no real wood, keeping trees in forests. All polyurethane material used to make this product has a low environmental impact.



# Frequently Asked Questions



## What is Millboard Decking made of?

Millboard Decking core is made from a blend of natural minerals, bonded with a polymer resin, plus added fibres for strength and durability.

## What colours does Millboard Decking come in?

Millboard Decking is available in Coppered Oak, Golden Oak, Limed Oak, Smoked Oak, Jarrah, Vintage, Driftwood, Carbonised Emberred and Carbonised Charred.

## What size and length does Millboard Decking and come in?

Millboard Decking boards are available in two sizes: 176 x 32 mm and 200 x 32 mm. See Millboard Decking table for more info. Millboard is available in 3.6m long boards.

## Should I purchase all of my decking material at one time?

Yes. Purchasing all required decking material at one time is recommended as manufacturing runs can produce slightly different colours. Like most composites, individual Millboard Decking boards will have slight colour variations from piece to piece. Colour variation is not covered by warranty. We recommend purchasing extra material in case boards need to be repaired or replaced in the future.

## What is the benefit of using solid composite decking over hollow composite decking?

It is easier to work with a solid product, because it frames like wood and feels more substantial on the deck.

## What is the difference between Millboard Decking and wood?

Millboard Decking combines the look of wood with the durability of plastic. Unlike wood decks that require continuous maintenance, there is no need to apply weather protectants or water seal products to Millboard Decking.

## Why is composite decking more expensive than treated wood?

Composite decking is more expensive to manufacture. However, over time, the maintenance, repair and/or replacement costs associated with wood outweigh the initial investment in Millboard Decking.

## How should Millboard Decking be stored and handled?

You can store them the same way you would store any wood product.

## Millboard Decking



### Does Millboard Decking come with a Warranty?

Yes, our Limited 25 Year Residential Warranty gives you peace of mind against rotting, splitting, twisting and mildew decay. Millboards are hand crafted in the UK. Full details and terms and conditions can be found on our website.

### Why is Millboard Decking virtually maintenance free?

Millboards are manufactured with non porous material, therefore resisting both algae growth and stains. There is no need to use any kind of solvent, chemicals, abrasive cleaners, wax, oil or other household cleaners on Millboards and no need to pressure wash as

dirt does not become ingrained. As the surface texture is non-porous, any dirt and grime may be simply washed off with soapy water and brushed with a broom before rinsing off, just like internal flooring.

### Is all Millboard Decking anti-slip?

Yes, in accordance with BS79.76\* slip resistance tests Millboards lead the industry with their high scoring anti- slip ratings even in wet conditions. \*Equivalent rating P5/R11.

### Are Millboard Decking colours consistent and UV stable?

After an initial stabilisation the Lastane® two-tone finish will remain colour stable.

As with all flooring it is best to buy all you need at one time as batches made may vary slightly. Otherwise we recommend blending different batches.

### Does Millboard Decking mark?

The Lastane® finish is highly resistant to scratches and food and drink stains.

### What fixings should be used to fix Millboards?

Following extensive trials we recommend and supply 'Durafix' self drilling stainless steel screws. There is no need to pre-drill or countersink Millboards and the unique Lastane® material will self-heal leaving a virtually indistinguishable mark for a clean finish.





#### **What about winter snow and ice?**

A light application of granulated white salt can be used to help keep your Millboard Decking ice-free, as rock salt can be very abrasive. A spring-clean of soap and water with a soft broom is recommended when winter is over.

#### **Can Millboard Decking be used for other applications?**

Millboard Decking is extremely versatile and can be used to create not only beautiful decks, but balconies, roof gardens, boardwalks, planters, bridges, pontoons, seats, steps, and much more besides.

#### **Can I put Millboard Decking over concrete?**

Yes. It is possible to install Millboard Decking over concrete. First, check with your local building code authority for specific footing requirements. Standard joist framing is still required. Drainage and ventilation is necessary for best product performance; therefore we recommend shims to level the deck that allows a clear

50mm space between the bottom edge of the joists and the concrete.

#### **Can Millboard Decking be cut just like wood?**

Millboard Decking may be cut with a carbon tipped multi-purpose drop saw. Matching colour coating for exposed ends is available in 500ml tins. As the formed end of the board is lost when cut, these can be placed in less visual areas against a wall or edging profile.

#### **What joist spacing do you recommend?**

Joist spacing of 400mm is recommended for normal residential and light commercial use. On heavy commercial bridges, balconies, moorings, doorways and steps, use 300mm spacing. If you need to cut the Millboard down along its length, then reduce the joist centres accordingly. A minimum of 3 joists are required for any cut boards. All Millboards are reinforced for additional strength. For laying 45° to the joist we recommend max 300mm centres and 240mm on commercial applications.

Please refer to our full installation guide via our website [www.modinex.com.au](http://www.modinex.com.au)

#### **How do I finish the edging detail?**

We recommend that our purpose made edging is fitted at steps, and bullnosed or fascia boards at edges of decking to complement the aesthetic finish and performance of your deck. Fascia boards and edging come in rigid as standard, however flexible boards and edges are also available and can be curved to follow a maximum convex diameter of 3 metres.

#### **Can I request a sample of Millboard Decking?**

Yes. One can request a sample kit from the particular product page on our website [www.modinex.com.au](http://www.modinex.com.au).

#### **What if I have more questions?**

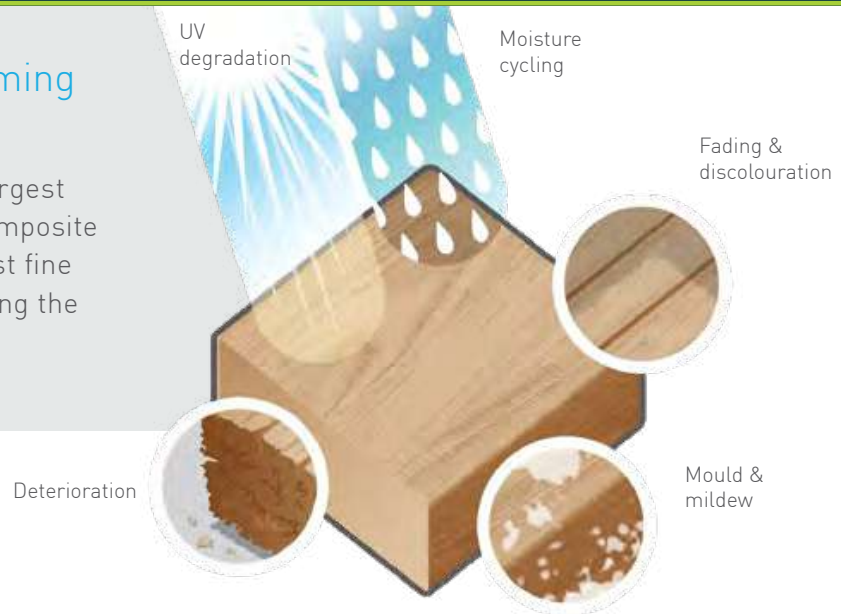
Please log on to [www.modinex.com.au](http://www.modinex.com.au) or call our team on 1800 156 455. We will be only too pleased to help you.



# Not yet convinced on composites?

## Get confident by becoming composite competent.

Modinex offers Australia's largest range of high-performing composite products made out of the best fine wood waste and plastics, using the latest technology.



## Here's what to look for:

- |   |  |   |
|---|--|---|
| <input checked="" type="checkbox"/> A comprehensive guarantee   | <input checked="" type="checkbox"/> Low thermal expansion  | <input checked="" type="checkbox"/> UV and fade resistant               |
| <input checked="" type="checkbox"/> Choice of colours and finishes  | <input checked="" type="checkbox"/> Secret fixing system   | <input checked="" type="checkbox"/> Handles temperature fluctuations    |
| <input checked="" type="checkbox"/> A uniform look through smaller wood fibres                                | <input checked="" type="checkbox"/> High-impact resistant  | <input checked="" type="checkbox"/> Non-rot and pest resistant          |
| <input checked="" type="checkbox"/> Low moisture and decay resistant being dense with high talc concentration | <input checked="" type="checkbox"/> Dimensional and directional stability with low expansion and contraction | <input checked="" type="checkbox"/> Non-staining                        |
|   |  | <input checked="" type="checkbox"/> Inherent microbiological properties |

## Composites cut costs



### Time & Cost

Time and cost savings during construction through quick installation and less overheads (e.g. scaffolding, tradesmen labour and painting costs).



### Durable

The long-lasting, durable nature of composite cladding and extended service life ensures the greatest payback on investment.



### Energy Efficient

Long-term building performance and energy efficiency.



### Low Maintenance

Minimal to no ongoing maintenance. Consideration needs to be given to overall cost savings of no maintenance materials, labour, scaffolding and access restrictions over a long period.

Further product information and downloads for Millboard Decking are available at [modinex.com.au](https://modinex.com.au)



Installation Instructions



Product Care



CAD files



Technical Information



Visit Millboard Decking page for more information



## Like what you see?

Get in touch and order your free sample today!

**Phone** 1800 156 455    **Email** [hello@modinex.com.au](mailto:hello@modinex.com.au)

For further product information and downloads **Visit** [modinex.com.au](https://modinex.com.au)

June 2022 Publication

**modinex**GROUP  
LEADING EDGE ARCHITECTURAL

## BUSINESS PAPERS

---

### 11.5 WORKSHOP REPORT

<b>Attachments:</b>	NIL
<b>Author:</b>	William Bollen - Workshop Foreman
<b>Date:</b>	13 April 2023
<b>Key Outcome:</b>	5.1 - Integrated and timely provision and management of sustainable infrastructure and assets
<b>Key Strategy:</b>	5.1.1 Develop a Strategic Infrastructure and Asset Management Plan to guide the provision, maintenance, decommissioning, replacement and enhancement of Council assets and infrastructure.

---

#### Executive Summary:

This report provides information and updates to Council on various maintenance and repairs that are facilitated within the Workshop.

#### RECOMMENDATION:

That Council:

1. receive the Workshop Report as presented; and
2. that those matters not covered by resolution be noted.

#### Background:

##### Service, repairs, and maintenance

##### Completed Tasks:

Below is the works carried out over the last month.

Please note majority of these service and repairs include travel time and some minor defects are not recorded below.

Current and Completed Tasks	
P2512 Isuzu Giga	Cab air bags replaced, power steering bottle replaced, Rubber wheel arch cover replaced. Order Radiator fan, stereo
P2903 Isuzu Job Truck	Replace x2 Batteries
P2511 Isuzu Giga	Replace brake chamber
P1906 Hilux	Full Service with all gear oils, replace windscreen, replaced battery, replaced starter motor, 2x tyres replaced
P2626 Sweeper	Replace A/C Belts and full service

## BUSINESS PAPERS

Current and Completed Tasks (ctd.)	
P2511 Isuzu Giga	New Battery cover and clamps fitted, replaced DPF assembly and complete burn off, repair door mechanism.
P2402 Isuzu WTP Truck	Perform Manual Burn, grease vehicle and test steering.
P1974 Hilux	Help operator change tyre out at Jenny Lyn. Operator has never change one
P2736 Sweeper	Diagnose starting fault and pneumatic ram fault
P2511 Isuzu Giga	Remove tipping body to allow for trunnion re-kit
P3516 Grader	Replace left main door glass, remove, and inspect steering harnesses
P2902 Isuzu Job Truck	Replace batteries and covers
P6012 Tank	Replace Pod Flow Meter
P4511 Kubota Mower	Replace complete deck assembly, repair roof, grease and full check over.
P4017 Trailer	Replace taillights, grease and check over
P2736 KBA Isuzu Truck Tipper	Replace front left blinker assembly
P3033 Tractor	Replace both PTO speed sensors, replace PTO switch in cab
P4013 Kubota Mower	Remove PTO drive shaft in order to install new belts
P4500 4WD Forklift	Bleed and adjust brake system organize point fuels to transport to Normanton. Consult dealer for repair advice
P3810 Track SkidSteer	Replace alternator, replace water pump assembly, replace all belts and top up Hydraulic Oil.
P2529 Crane Truck	Replace Williams valve on air tank
P4501 Forklift	Serviced, greased check and transported to Karumba
P4513 Kubota mower	Replace tyre and service

## BUSINESS PAPERS

P5005 Brush Cutter	Remove and flush carburetor, service and return to store
P0394 Float	Re-fit brake air hose and check for more leaks
P4404 Hook Trailer	Grease, inspect for Karumba Trip
P2736 KBA Tipper	Replace both steer tyres
P3531 Tractor	Replace both rear drive tyres
KBA Generator	Re-Fuel and check/test all generator
NTN Generators	Re-Fuel and check/test all generator
P3118 Grader	Clean, complete full service, replace drive tyres x4, adjust valves
P4013 Kubota Mower	Replace control box, repair ignition wiring, repair seat loom and replace deck belt.
P3701 Loader 966K	Full Service, full seal kits replaced on steering rams
P2512 Isuzu Giga	Repair Hydraulic suction hose, replace pressure Hydraulic hose and replace Hydraulic oil.
P2001 Garbage Truck	Replace Transmission Speed sensor, replace hydraulic tank level sender, replace complete bin lift arm assembly.
P1582 2WD Hilux	Replace all 4 tyres
P3137 KBA Backhoe	Replace UHF and Horn assembly
P3609 NTN Backhoe	Diagnose engine failure, likely cooked cylinder compression bypassing pistons. Currently getting engine replacement quotes
P2736 KBA Tipper	Log Book Service
P5612 Brush Cutter	Replace clutch assembly
P5603 Honda Mower	Remove and clean carburetor and replace oil
P1771 Hilux	Repair rear brakes and adjust, clean radiator and cooler

## BUSINESS PAPERS

P9705 Roller	Replace rear glass and wiper, clean cab
P9719 Roller	Remove auto tyre inflators and pump up all tyres
P4512 Kubota Mower	Complete full service
P4511 Kubota Mower	Complete service and replace starter motor
P1108 Cruiser	Full Service and front bearings replaced
P1164 Cruiser	Full service and gear oils replaced; all bearings replaced from water contamination
P4531 Howard Slasher	Assembled
P1169 Hilux	Full service completed
P1150 Hilux	Full service completed and transmission inspected
P3033 Tractor	Belts replaced

**Plant currently on the waiting list for repairs for either parts or diagnosing:**

P3717 Grader	waiting on engine seal and tooling
P3515 Grader	waiting on Transmission hose
P3516 Grader	Hastings to inspect codes and warnings 27 <sup>th</sup> April
P3609 Backhoe	waiting on replacement engine prices
P2511 Giga	Currently having trunnions re-kitted and final drives service adjusted
All fuel trailers	currently awaiting service inspection
P3811 Stabilizer	awaiting inspection from supplier and water leaks need repairing

**Consultation (Internal/External):**

- Nil.

**Legal Implications:**

- Nil.

**Financial and Resource Implications:**

- Nil.



## **BUSINESS PAPERS**

---

**Risk Management Implications:**

- Within normal operating parameters.

## BUSINESS PAPERS

---

### 11.6 BUILDING AND PLANNING REPORT

**Attachments:** NIL

**Author:** Elizabeth Browning - Engineering Records Operator

**Date:** 12 April 2023

**Key Outcome:** 4.1 - Sustainable urban and rural development

**Key Strategy:** 4.1.1 Ensure development accords with Carpentaria Shire Council's planning scheme, planning instruments, codes and legislation.

#### Executive Summary:

The report is to advise Council of relevant planning and building activities within the Shire for the month of March 2023.

#### RECOMMENDATION:

That Council note and accept the content of the Building and Planning Report as presented.

#### Background:

##### Planning Applications Received

DA No.	Applicant	Address	Application Type	Status
I/2301	Ausnorth Consultants on behalf of Gkuthaarn & Kukatj Aboriginal Corporation RNTBC ICN 8895 acting as Trustee for the Native Title Holders of the Land, being the Gkuthaarn & Kukatj People and under the Aboriginal Land Act 1991	Via Old Croydon Road Normanton QLD 4890 (Lots 1 & 4 N14845 and Lot 98 N14846)	Reconfiguration/ Amalgamation of Lands application (3 lots into one lot)	To Be Advised

## BUSINESS PAPERS

### Planning Applications Approved

DA No.	Applicant	Address	Application Type	Status
I/2209	D Wren Pty Ltd & F Wren Pty Ltd c/-RPS Group Pty Ltd	132-138 Yappar Street, Karumba QLD 4891 (Lot 84 SP323732)	Operational work (Prescribed Tidal Works) Rock Revetment wall	Approved by SARA, subject to conditions

### Building Applications Received by Building Certifier

DA No.	Applicant	Address	Application Type	Value
I/2303	M & T Gunn	1 Lynch Close Karumba QLD 4891	Building Extension - class 10a	tba

### Building Permits Issued

DA No.	Applicant	Address	Application Type	Value
N/A				

### Applications pending waiting on further information (Applicants advised)

DA No.	Applicant	Address	Application Type	Date Received
I/2227	Epic Environmental Pty Ltd on behalf of AACo	(Lot 2 TD1, Lot 1 & 2 on TD4, &) Lot 166 SP276509	Assessment Determination – Gulf Irrigation Project	01/12/2022. (Request for Third Party advice)
I/2209	D Wren Pty Ltd & F Wren Pty Ltd c/-RPS Group Pty Ltd	132-138 Yappar Street, Karumba QLD 4891 (Lot 84 SP323732)	Operational work (Prescribed Tidal Works) Rock Revetment wall 2206-29441 SRA	SARA Information request (14/02/2023)
I/2209	D Wren Pty Ltd & F Wren Pty Ltd c/-RPS Group Pty Ltd	132-138 Yappar Street, Karumba QLD 4891 (Lot 84 SP323732)	Operational work (Prescribed Tidal Works) Rock Revetment wall 2206-29441 SRA PR147219_ID_L81953	SARA response to Information request (27/02/2023)
I/2302	tba	3 Ellis Street Normanton 4890	Dual occupancy	tba

## **BUSINESS PAPERS**

---

### **Consultation (internal/external)**

- Jennifer Roughan – Consultant Town Planner
- Ian Doust – Town Planner
- Kenton Byrne – Building Surveyor
- Clayton Baker – Building Certifier

### **Legal implications**

- N/A

### **Policy Implications**

- N/A

### **Financial and Resource Implications**

- N/A

### **Risk Management Implications**

- Low – risks are within normal operational parameters.

## BUSINESS PAPERS

---

### 11.7 PROPOSED OPERATIONAL WORKS AT 132-138 YAPPAR STREET, KARUMBA

<b>Attachments:</b>	11.7.1. Email - I/2209 - Operational Works <a href="#">↓</a> 11.7.2. SARA Referral Response <a href="#">↓</a> 11.7.3. SARA Response with Conditions <a href="#">↓</a> 11.7.4. Approved Plans <a href="#">↓</a>
<b>Author:</b>	Elizabeth Browning - Engineering Records Operator
<b>Date:</b>	12 April 2023
<b>Key Outcome:</b>	4.1 - Sustainable urban and rural development
<b>Key Strategy:</b>	4.1.1 Ensure development accords with Carpentaria Shire Council's planning scheme, planning instruments, codes and legislation.

---

#### Executive Summary:

The report is to advise Council of SARA referral agency response to the proposed operational work for a rock revetment wall at 132-138 Yappar Street, Karumba QLD 4891 (Lot 84 SP323732).

#### RECOMMENDATION:

That Council approves a decision notice including SARA's concurrence conditions as per the attachments.

#### Background:

D Wren Pty Ltd & F Wren Pty Ltd has submitted a development application for a rock revetment wall to SARA on 1<sup>st</sup> July 2022 as per SARA reference 2206-29441 SRA.

Council has received a notice from SARA regarding the development application with their conditions. We have been requested by D Wren Pty Ltd & F Wren Pty Ltd town planner Ian Doust to consider SARA's response.

#### Consultation (internal/external)

- Michael Wanrooy (Director of Engineering)
- Ian Doust – Town Planner RPS Group representing D Wren Pty Ltd & F Wren Pty Ltd
- SARA

#### Legal implications

- N/A

#### Financial and Resource Implications

- N/A

## **BUSINESS PAPERS**

---

### **Risk Management Implications**

- Low – risks are within normal operational parameters.



**From:** [Elizabeth Browning](#)  
**To:** [DOE - Michael Wanrooy](#)  
**Subject:** FW: I/2209 – Operational Works (Prescribed Tidal Works) – Rock revetment wall for 132-138 Yappar Street Karumba (Lot 84 on SP323732).  
**Date:** Wednesday, 12 April 2023 8:57:55 AM  
**Attachments:** [Approved Plans.pdf](#)  
[GE83-N Representations about a referral agency response.pdf](#)  
[2206-29441 SRA - Response with conditions.pdf](#)

---

**Elizabeth Browning**  
Building, Planning and Property Admin Officer  
CARPENTARIA SHIRE COUNCIL  
Ph: 07 4745 2225  
PO Box 31, NORMANTON QLD 4890  
[Elizabeth.Browning@carpentaria.qld.gov.au](mailto:Elizabeth.Browning@carpentaria.qld.gov.au)  
<http://www.carpentaria.qld.gov.au>



Find us on Facebook



---

**From:** Ian Doust <[ian.doust@rpsgroup.com.au](mailto:ian.doust@rpsgroup.com.au)>  
**Sent:** Monday, 27 March 2023 7:49 AM  
**To:** Mark Crawley <[Mark.Crawley@carpentaria.qld.gov.au](mailto:Mark.Crawley@carpentaria.qld.gov.au)>  
**Cc:** Elizabeth Browning <[Elizabeth.Browning@carpentaria.qld.gov.au](mailto:Elizabeth.Browning@carpentaria.qld.gov.au)>  
**Subject:** I/2209 – Operational Works (Prescribed Tidal Works) – Rock revetment wall for 132-138 Yappar Street Karumba (Lot 84 on SP323732).

[External Email] This email was sent from outside the organisation – be cautious, particularly with links and attachments.

Carpentaria Ref No I/2209 – Operational Works (Prescribed Tidal Works) – Rock revetment wall for 132-138 Yappar Street Karumba (Lot 84 on SP323732).

Hello Council  
We note that SARA has responded to Council with their conditions of this Development Application, and as such the DA is now with Council to consider.  
Our client is quite keen to undertake the works.  
Can you advise when you expect the DA to be considered please.  
Thanks  
Ian

**Ian Doust**  
Senior Principal Surveyor | Registered Cadastral Surveyor  
RPS | Australia Asia Pacific  
T +61 7 4031 1336  
E [ian.doust@rpsgroup.com.au](mailto:ian.doust@rpsgroup.com.au)

---

**From:** No Reply <[mydas-notifications-prod2@qld.gov.au](mailto:mydas-notifications-prod2@qld.gov.au)>  
**Sent:** Wednesday, 15 March 2023 5:33 PM  
**To:** [council@carpentaria.qld.gov.au](mailto:council@carpentaria.qld.gov.au)  
**Cc:** [Leanne.Simpson@dcdilgp.qld.gov.au](mailto:Leanne.Simpson@dcdilgp.qld.gov.au); Ian Doust <[ian.doust@rpsgroup.com.au](mailto:ian.doust@rpsgroup.com.au)>  
**Subject:** 2206-29441 SRA application correspondence

Please find attached a notice regarding application [2206-29441 SRA](#).

If you require any further information in relation to the application, please contact the State Assessment and Referral Agency on the details provided in the notice.

*This is a system-generated message. Do not respond to this email.*  
RA6-N



Email Id: RFLG-0323-0016-8197

This email and its attachments may contain confidential and/or privileged information and is for the sole use of the intended recipient(s). The contents of this email must not be disclosed to or used by or copied in any way by anyone other than the intended recipient(s). If you are not the intended recipient, any use, distribution or copying of the information contained in this email and its attachments is strictly prohibited. Confidentiality and/or privilege in the content of this email is not waived. If you have received this email in error, please email the sender by replying to this message and immediately delete and destroy any copies of this email and any attachments. Please note that neither RPS Consultants Pty Ltd, any subsidiary, related entity ('RPS') nor the sender accepts any responsibility for viruses and it is your responsibility to scan or otherwise check this email and any attachments. The views or opinions expressed are the author's own and may not reflect the views or opinions of RPS

**Consider the environment before printing this email.**

This email including any attachments sent with it is confidential and for the sole use of the intended recipient(s). If you are not the intended recipient(s) or if you have received this email in error, you are asked to immediately notify the sender by telephone or by return email. You should also delete this email and any copies from your computer system network and destroy any hard copies produced. Although Carpentaria Shire Council takes all reasonable steps to ensure this email does not contain malicious software, Carpentaria Shire Council does not accept responsibility for the consequences if any person's computer inadvertently suffers any disruption to services,

loss of information, harm or is infected with a virus, other malicious computer program or code that may occur as a consequence of receiving this email.

**Unless stated otherwise, this email represents only the views of the sender and not the views of the Carpentaria Shire Council.**

## Development Assessment Rules—Representations about a referral agency response

The following provisions are those set out in sections 28 and 30 of the Development Assessment Rules<sup>1</sup> regarding **representations about a referral agency response**

### Part 6: Changes to the application and referral agency responses

---

#### 28 Concurrence agency changes its response or gives a late response

- 28.1. Despite part 2, a concurrence agency may, after its referral agency assessment period and any further period agreed ends, change its referral agency response or give a late referral agency response before the application is decided, subject to section 28.2 and 28.3.
- 28.2. A concurrence agency may change its referral agency response at any time before the application is decided if—
- (a) the change is in response to a change which the assessment manager is satisfied is a change under section 26.1; or
  - (b) the Minister has given the concurrence agency a direction under section 99 of the Act; or
  - (c) the applicant has given written agreement to the change to the referral agency response.<sup>2</sup>
- 28.3. A concurrence agency may give a late referral agency response before the application is decided, if the applicant has given written agreement to the late referral agency response.
- 28.4. If a concurrence agency proposes to change its referral agency response under section 28.2(a), the concurrence agency must—
- (a) give notice of its intention to change its referral agency response to the assessment manager and a copy to the applicant within 5 days of receiving notice of the change under section 25.1; and
  - (b) the concurrence agency has 10 days from the day of giving notice under paragraph (a), or a further period agreed between the applicant and the concurrence agency, to give an amended referral agency response to the assessment manager and a copy to the applicant.

---

<sup>1</sup> Pursuant to Section 68 of the *Planning Act 2016*

<sup>2</sup> In the instance an applicant has made representations to the concurrence agency under section 30, and the concurrence agency agrees to make the change included in the representations, section 28.2(c) is taken to have been satisfied.

## **Part 7: Miscellaneous**

### **30 Representations about a referral agency response**

30.1. An applicant may make representations to a concurrence agency at any time before the application is decided, about changing a matter in the referral agency response.<sup>3</sup>

---

<sup>3</sup> An applicant may elect, under section 32, to stop the assessment manager's decision period in which to take this action. If a concurrence agency wishes to amend their response in relation to representations made under this section, they must do so in accordance with section 28.

RA6-N



SARA reference: 2206-29441 SRA  
Council reference: I/2209  
Applicant reference: PR147219

15 March 2023

Chief Executive Officer  
Carpentaria Shire Council  
PO Box 31  
NORMANTON QLD 4890  
council@carpentaria.qld.gov.au

Attention: Michael Wanrooy

Dear Mr Wanrooy

## SARA referral agency response—132-138 Yappar Street, Karumba

(Referral agency response given under section 56 of the *Planning Act 2016*)

The development application described below was confirmed as properly referred by the State Assessment and Referral Agency (SARA) on 1 July 2022.

### Response

---

Outcome:	Referral agency response – with conditions
Date of response:	15 March 2023
Conditions:	The conditions in <b>Attachment 1</b> must be attached to any development approval
Advice:	Advice to the applicant is in <b>Attachment 2</b>
Reasons:	The reasons for the referral agency response are in <b>Attachment 3</b>

### Development details

---

Description:	Development Permit	Operational Work - Prescribed Tidal Works (rock revetment wall)
SARA role:	Referral agency	
SARA trigger:	Schedule 10, Part 17, Division 3, Table 1, Item 1 (Planning Regulation 2017) - Tidal works or work in a coastal management district	

2206-29441 SRA

Schedule 10, Part 17, Division 3, Table 2, Item 1 (Planning Regulation 2017)  
- Tidal works in tidal waters (Maritime safety)

SARA reference: 2206-29441 SRA

Assessment manager: Carpentaria Shire Council

Street address: 132-138 Yappar Street, Karumba

Real property description: Lot 84 on SP323732

Applicant name: D Wren Pty Ltd & F Wren Pty Ltd  
C/- RPS Australia East Pty Ltd

Applicant contact details: 135 Abbott Street  
CAIRNS QLD 4870  
ian.doust@rpsgroup.com.au

*Human Rights Act 2019* considerations: A consideration of the 23 fundamental human rights protected under the *Human Rights Act 2019* has been undertaken as part of this decision. It has been determined that this decision does not limit human rights.

## Representations

An applicant may make representations to a concurrence agency, at any time before the application is decided, about changing a matter in the referral agency response (s.30 Development Assessment Rules). Copies of the relevant provisions are in **Attachment 4**.

A copy of this response has been sent to the applicant for their information.

For further information please contact Leanne Simpson, Principal Planning Officer, on 07 5352 9707 or via email [NQSARA@dsdilgp.qld.gov.au](mailto:NQSARA@dsdilgp.qld.gov.au) who will be pleased to assist.

Yours sincerely



David Hooper  
Manager

cc D Wren Pty Ltd & F Wren Pty Ltd c/- RPS Australia East Pty Ltd, [ian.doust@rpsgroup.com.au](mailto:ian.doust@rpsgroup.com.au)

enc Attachment 1 - Referral agency conditions  
Attachment 2 - Advice to the applicant  
Attachment 3 - Reasons for referral agency response  
Attachment 4 - Representations about a referral agency response provisions  
Attachment 5 - Documents referenced in conditions



2206-29441 SRA

## Attachment 1—Referral agency conditions

(Under section 56(1)(b)(i) of the *Planning Act 2016* the following conditions must be attached to any development approval relating to this application) (Copies of the documents referenced below are found at **Attachment 5**)

No.	Conditions	Condition timing
10.17.3.1.1 – Tidal works or work in a coastal management district—The chief executive administering the <i>Planning Act 2016</i> nominates the Director-General of the Department of Environment and Science to be the enforcement authority for the development to which this development approval relates for the administration and enforcement of any matter relating to the following condition(s):		
1.	<p>The construction of the revetment wall must be undertaken generally in accordance with the following plans:</p> <ul style="list-style-type: none"> <li>• Revetment Wall Plan prepared by ALTA Projects, dated 27.04.2022, drawing number A6700/21/ST.01 and revision A</li> <li>• Revetment Wall Sections prepared by ALTA Projects, dated 27.04.2022, Drawing Number A6700/21/ST.02 and Revision A</li> </ul>	For the duration of the works and to be maintained
2.	For the proposed works, only use clean materials which are free from prescribed water contaminants.	For the duration of the works
3.	Development must prevent the release of sediment to tidal waters by installing and maintaining erosion and sediment control measures in accordance with the Best Practice Erosion and Sediment Control (BPESC) guidelines for Australia (International Erosion Control Association).	For the duration of the works
4.	<p>Submit “As Constructed drawings” to <a href="mailto:palm@des.qld.gov.au">palm@des.qld.gov.au</a> or mail to:</p> <p>Department of Environment and Science Permit and Licence Management Implementation and Support Unit GPO Box 2454 BRISBANE QLD 4001</p>	Within 20 business days of the completion of the works
5.	<p>(a) In the event that the works cause disturbance or oxidisation of acid sulfate soils, the affected soil must be treated and thereafter managed (until the affected soil has been neutralised or contained) in accordance with the current <i>Queensland Acid Sulfate Soil Technical Manual: Soil management guidelines</i>, prepared by the Department of Science, Information Technology, Innovation and the Arts, 2014.</p> <p>(b) Submit certification from an appropriately qualified person, confirming that the affected soil has been neutralised or contained, in accordance with (a) above is to be provided to <a href="mailto:palm@des.qld.gov.au">palm@des.qld.gov.au</a> or mail to:</p> <p>Department of Environment and Science Permit and Licence Management Implementation and Support Unit GPO Box 2454 BRISBANE QLD 4001</p> <p><i>Note: Appropriately qualified person(s) means a person or persons who has professional qualifications, training, skills and experience relevant to</i></p>	<p>(a) Upon disturbance or oxidisation until the affected soil has been neutralised or contained</p> <p>(b) At the time the soils have been neutralised or contained</p>

2206-29441 SRA

	<i>soil chemistry or acid sulfate soil management and can give authoritative assessment, advice and analysis in relation to acid sulfate soil management using the relevant protocols, standards, methods or literature.</i>	
10.17.3.2.1 – Tidal works in tidal waters (Maritime safety)—The chief executive administering the <i>Planning Act 2016</i> nominates the Director-General of the Department of Transport and Main Roads (Maritime Safety Queensland) to be the enforcement authority for the development to which this development approval relates for the administration and enforcement of any matter relating to the following condition(s):		
6.	<p>Submit written notice to <a href="mailto:rhmcairns@msq.qld.gov.au">rhmcairns@msq.qld.gov.au</a> or mail to: Regional Harbour Master (Cairns) PO Box 1787 CAIRNS QLD 4870</p> <p>when the development authorised under this development:</p> <p>(a) is scheduled to commence; and</p> <p>(b) has been completed.</p> <p>Each notice must state 2206-29441 SRA, the location and the name of the registered place and the condition number under which the notice is being given.</p>	<p>(a) At least ten business days prior to the commencement of works</p> <p>(b) Within ten business days of the completion of works</p>
7.	<p>(a) Remove and dispose of any debris or similar obstruction encountered whilst undertaking the work at an appropriately licensed facility.</p> <p>(b) All structures to be demolished, both above and below the waterline must be cut-off below bed level.</p> <p>(c) Submit written confirmation to <a href="mailto:rhmcairns@msq.qld.gov.au">rhmcairns@msq.qld.gov.au</a> or mail to: Regional Harbour Master (Cairns) PO Box 1787 CAIRNS QLD 4870</p> <p>that the structures have been demolished in accordance with part (b) of this condition.</p> <p>The written confirmation must state 2206-29441 SRA, the location and the name of the registered place and the condition number under which the confirmation is being given.</p>	<p>(a) and (b) For the duration of works</p> <p>(c)</p> <p>Within 5 business days of the completion of works</p>

2206-29441 SRA

## Attachment 2—Advice to the applicant

---

General advice	
1.	Terms and phrases used in this document are defined in the <i>Planning Act 2016</i> , its regulation or the State Development Assessment Provisions (SDAP) (version 3.0). If a word remains undefined it has its ordinary meaning.

2206-29441 SRA

## Attachment 3—Reasons for referral agency response

(Given under section 56(7) of the *Planning Act 2016*)

### The reasons for the SARA's decision are:

The development complies with State code 7: Maritime safety of SDAP. Specifically, the development does not compromise the:

- viable operation of aids to navigation
- safe operation of vessels in navigable waterways.

The development complies with State code 8: Coastal development and tidal works of SDAP. Specifically, the development is appropriately designed and located to:

- protect life, buildings and infrastructure from impacts of coastal erosion
- maintain coastal processes
- conserve coastal resources
- maintain appropriate public use of, and access to and along, State coastal land
- account for the projected impacts of climate change
- avoid impacts or, where the matters of state environmental significance cannot be reasonably avoided, impacts are reasonably minimised and mitigated
- result in an acceptable significant residual impact on a matter of state environmental significance and an offset is provided.

### Material used in the assessment of the application:

- the development application material and submitted plans
- *Planning Act 2016*
- Planning Regulation 2017
- the SDAP (version 3.0), as published by SARA
- the Development Assessment Rules
- SARA DA Mapping system
- *Human Rights Act 2019*.

## Attachment 4—Representations about a referral agency response provisions

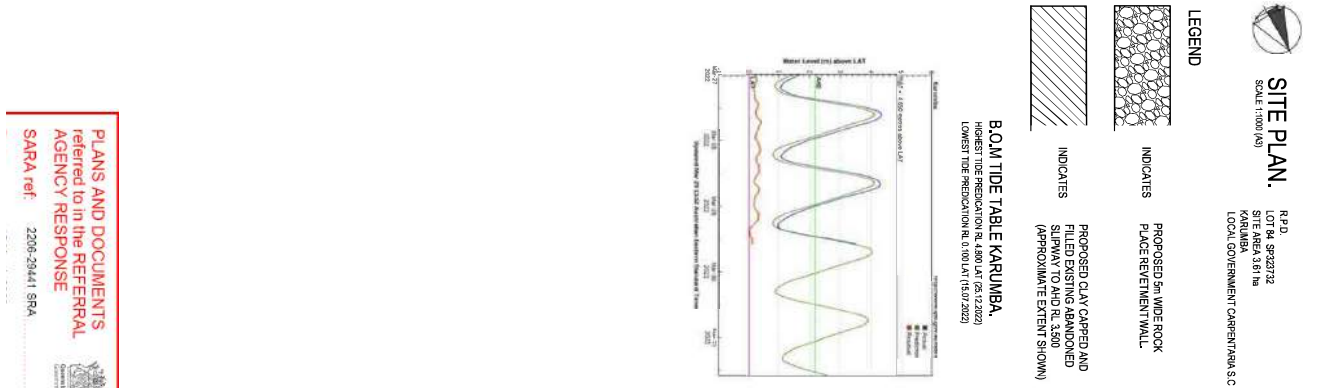
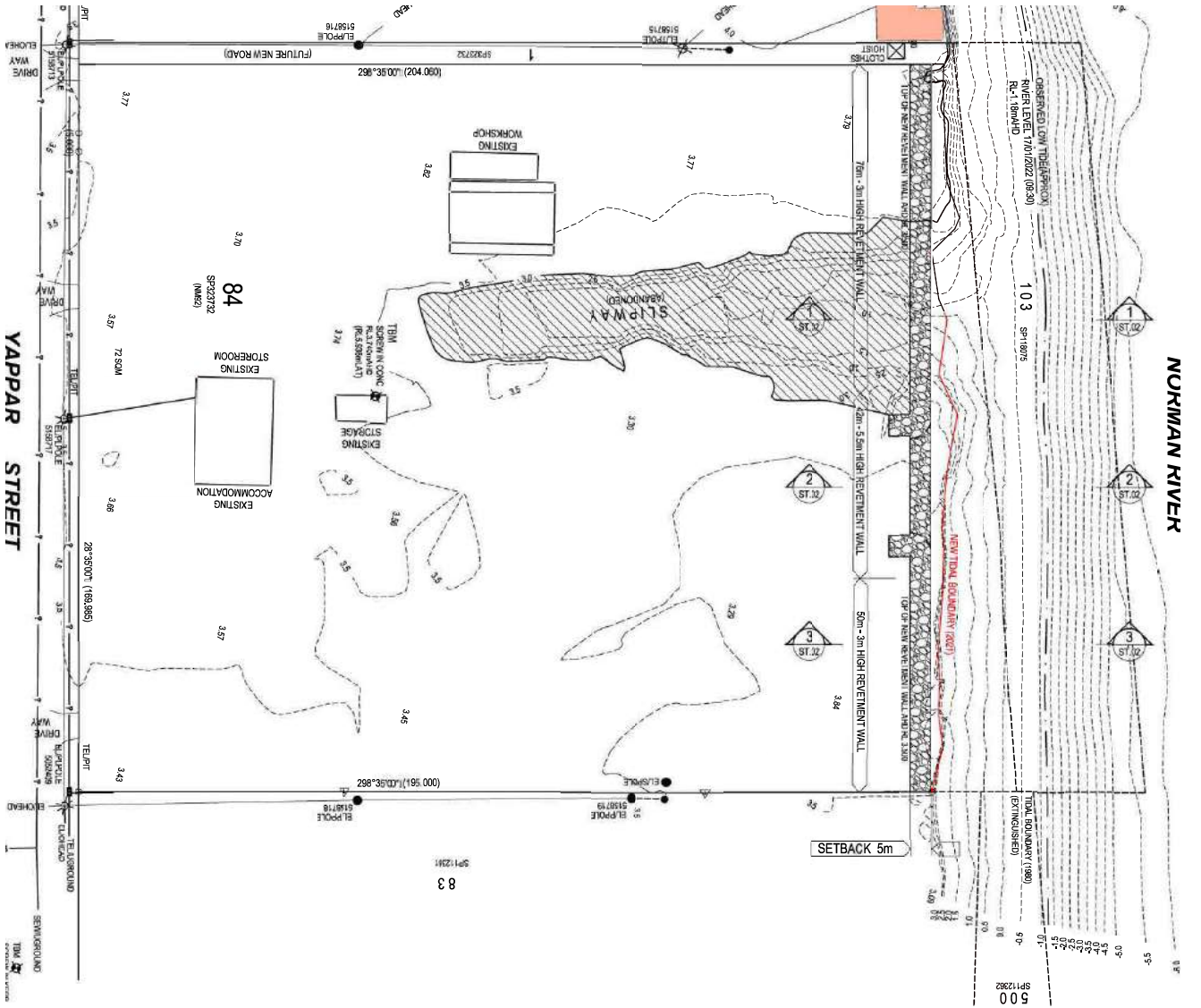
(page left intentionally blank)

2206-29441 SRA

## **Attachment 5—Documents referenced in conditions**

---

(page left intentionally blank)



DATE	DESCRIPTION	INITIALS
19/04/2023	PRELIMINARY REVIEW COMMENTS	5
19/04/2023	FOR APPROVAL	5

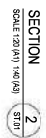
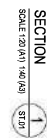
PROJECT: PROPOSED REDEMPTION WALL at 132-138 Yappar Street, Karumba, QLD.	CLIENT: When Group.
DRAWING TITLE: REDEMPTION WALL PLAN.	DRAWING NO: 1

DESIGN: MB	DRAWN: JA	DATE: May 2021
CHECKED: *****	DATE: May 2021	DATE: May 2021

PROJECT: PROPOSED REDEMPTION WALL at 132-138 Yappar Street, Karumba, QLD.	CLIENT: When Group.
DRAWING TITLE: REDEMPTION WALL PLAN.	DRAWING NO: 1

PROJECT: PROPOSED REDEMPTION WALL at 132-138 Yappar Street, Karumba, QLD.	CLIENT: When Group.
DRAWING TITLE: REDEMPTION WALL PLAN.	DRAWING NO: 1





A1 SHEET SIZE  
 Checked: .....  
 PROJECT APPROVAL  
 REFC - 8750

ISSUE	DATE	DESCRIPTION	IN
P1	28.03.2022	PRELIMINARY ISSUE FOR COMMENTS	L
A	27.04.2022	FOR APPROVAL	L

© This Plan is Copyright. Other than for the purposes of and subject to the conditions prescribed under the Copyright Act, no part of it may in any form or by any means (electronic, mechanical, map copying, photocopying, recording or otherwise) be reproduced, stored in a retrieval system or transmitted without the prior written permission of Alta Projects. All intellectual property remains with Alta Projects. All enquiries should be directed to Alta Projects.

NOTE: ONLY DRAWINGS MARKED "FOR CONSTRUCTION" AND BEARING AN ORIGINAL SIGNATURE SHALL BE USED FOR CONSTRUCTION PURPOSES.

DRAWING STATUS	Design: MB Drawn: LA Date: Nov 2021 Datum: AMD
FOR APPROVAL	
NOT FOR CONSTRUCTION	

<p>*****</p> <p>DIRECTOR APPROVAL</p> <p>*****</p>	<p>Checked: .....</p>
--	-----------------------

**ALTA PROJECTS**  
ENGINEERING • DESIGN • MANAGEMENT  
Branch 101 put the Alta Projects  
A.B.N. 91 611 354 511  
26 Memorial Avenue, Clifton Twp  
PO Box 559, Clifton Twp, Qld 4558  
Tel (07) 5475 4125 Fax (07) 5479 1607  
Email: [engineers@alta.net.au](mailto:engineers@alta.net.au)  
Web: <http://www.alta.net.au>

**PROJECT:**  
**PROPOSED  
REVETMENT WALL**  
at 132-138 Yapper Street,  
Karumba, QLD.

**CLIENT:**  
**When Group.**

**DRAWING TITLE:**  
**REVETMENT WALL SECTIONS.**

## BUSINESS PAPERS

---

### 11.8 STREET NUMBERING - 33 COL KITCHING DRIVE, KARUMBA

<b>Attachments:</b>	11.8.1. Attachment 1 - Original Parcels before Subdivisions 25-33 Col Kitching Drive Karumba QLD 4891 <a href="#">↓</a> 11.8.2. Attachment 2 - Current Street Addressing 29-33 Col Kitching Drive Karumba QLD 4891 <a href="#">↓</a> 11.8.3. Attachment 3 - Proposed Street Numbering 25-33 Col Kitching Drive Karumba QLD 4891 <a href="#">↓</a> 11.8.4. Attachment 4 - Email from Mr and Mrs Grunske regarding street numbering 25-33 Col Kitching Drive, Karumba <a href="#">↓</a>
<b>Author:</b>	Tahirih Bristow-Stagg - Assistant Building Planning & Property Officer
<b>Date:</b>	13 April 2023
<b>Key Outcome:</b>	Day to day management of activities within Engineering Services Directorate
<b>Key Strategy:</b>	As per the Departmental Plan for Engineering Services

---

#### Executive Summary:

The Rates department received an email from Mr and Mrs Grunske of 33 Col Kitching Drive, Karumba in regard to their street numbering. After subdivision of their parcel their street number has changed from 29 to 33 Col Kitching Drive, they request that the street number remains as 29 due to the cost of having to change their accounts of their home and business.

#### RECOMMENDATION:

That Council consider two options put forth:

1. Option A: That the street numbering remains as it currently is (Attachment 2), or
2. Option B: The parcels are renumbered as per Attachment 3. Becoming 25, 27, 27A, 27B and 29.

#### Background:

The Rates department received an email (Attachment 4) from Mark and Julieanne Grunske regarding their street addressing, 33 Col Kitching Drive, as the address on their rates notice was different to previous years. Previously their address was 29 Col Kitching Drive, their full street address for their property being 25-29 Col Kitching Drive, Karumba before they subdivided their parcel.

Their property was originally subdivided into 3 parcels in 2009 (Date of Decision Notice), then further into a total of 4 parcels in 2018. In 2022 it was subdivided again making a total of 5 parcels out of the original allotment (Attachment 1).

The original street numbering reserved for this parcel being only 25-29, further street numbering was needed. Each plot was then allocated a street number as outlined in the Australian and New Zealand Standard for Rural and Urban addressing, the plots now being 25 – 33 Col Kitching Drive respectfully (Attachment 2). As with street numbering such large plots, numbers are reserved in case of subdivision in the future to have a clear flow of street numbers.

---

## **BUSINESS PAPERS**

---

Mr. and Mrs. Grunske have advised in the email that it would cost them to have to change all their addresses in association with their personal and business accounts, and that if their street number changed it would affect other residents on their side of the street. It should be noted that there would be no impact to other residents on the street, as the street numbering used was reserved and not taken from other parcels.

It should be noted that two of the parcels have been sold, 25 and 27 Col Kitching Drive. Mr. and Mrs. Grunske still own 29-33 Col Kitching Drive as of the date of this letter.

**Consultation (Internal/External):**

- Michael Wanrooy – Director of Engineering
- Jennifer Roughan – Town Planner (External)

**Legal Implications:**

- Nil.

**Financial and Resource Implications:**

- Nil.

**Risk Management Implications:**

- Nil.




## 25-33 Col Kitching Drive

Original Property Boundary - Before subdivisions

17°27'23"S 140°49'59"E

17°27'23"S 140°50'3"E



17°27'28"S 140°49'59"E

17°27'28"S 140°50'3"E



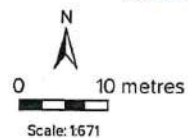
A product of

Legend located on next page



Includes material © State of Queensland 2023. You are responsible for ensuring that the map is suitable for your purposes. The State of Queensland makes no representation or warranties in relation to the map contents and disclaims all liability.

If imagery is displayed, imagery includes material © CNES reproduced under license from Airbus DS, all rights reserved © 21AT © Earth-i, all rights reserved, © Planet Labs PBC, 2023



Printed at: A4  
Print date: 5/4/2023

Not suitable for accurate measurement.  
Projection: Web Mercator EPSG 102100 (3857)

For more information, visit  
<https://qldglobe.information.qld.gov.au/help-info/Contact-us.html>





## 25 - 33 Col Kitching Drive, Karumba

### Street Addressing

17°27'23"S 140°49'59"E

17°27'23"S 140°50'3"E



17°27'27"S 140°49'59"E

17°27'27"S 140°50'3"E

A product of  
 Queensland Globe



Includes material © State of Queensland 2023. You are responsible for ensuring that the map is suitable for your purposes. The State of Queensland makes no representation or warranties in relation to the map contents and disclaims all liability.

If imagery is displayed, imagery includes material © CNES reproduced under license from Airbus DS, all rights reserved © 21AT © Earth-i, all rights reserved, © Planet Labs PBC, 2023

Scale: 1:671

Printed at: A4  
Print date: 5/4/2023

Not suitable for accurate measurement.  
Projection: Web Mercator EPSG 102100 (3857)

For more information, visit  
<https://qldglobe.information.qld.gov.au/help-info/Contact-us.html>



**Queensland  
Government**  
Department of Resources



## Option B - Proposed Street Numbering

### Col Kitching Drive

17°27'23"S 140°49'59"E

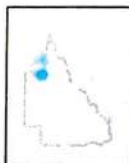
17°27'23"S 140°50'3"E



17°27'27"S 140°49'59"E

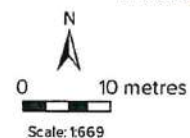
17°27'27"S 140°50'3"E

A product of  
**Queensland Globe**



Includes material © State of Queensland 2023. You are responsible for ensuring that the map is suitable for your purposes. The State of Queensland makes no representation or warranties in relation to the map contents and disclaims all liability.

If Imagery is displayed, imagery includes material © CNES reproduced under license from Airbus DS, all rights reserved © 21AT © Earth-1, all rights reserved, © Planet Labs PBC, 2023



Printed at: A4

Print date: 5/4/2023

Not suitable for accurate measurement.  
Projection: Web Mercator EPSG 102100 (3857)

For more information, visit  
<https://qldglobe.information.qld.gov.au/help-info/Contact-us.html>





**Tahirih Bristow-Stagg**

---

**From:** Rates  
**Sent:** Tuesday, 4 April 2023 3:38 PM  
**To:** Tahirih Bristow-Stagg  
**Subject:** FW: 29 Col Kitching Drive

Good Afternoon Tee,

As promised, please find attached a copy of the email from Mr and Mrs Grunske regarding the changing of the address.

If you have any queries or require further information, please do not hesitate to ask.

Kind regards,

Kim

Rates

CARPENTARIA SHIRE COUNCIL

PO Box 31, NORMANTON QLD 4890  
[rates@carpentaria.qld.gov.au](mailto:rates@carpentaria.qld.gov.au)  
<http://www.carpentaria.qld.gov.au>



Find us on Facebook



**From:** Mud Crabs Direct <mudcrabsdirect@gmail.com>  
**Sent:** Wednesday, 29 March 2023 4:15 PM  
**To:** Rates <rates@carpentaria.qld.gov.au>  
**Subject:** Re: 29 Col Kitching Drive

[External Email] This email was sent from outside the organisation – be cautious, particularly with links and attachments.

Hi Kim, We are not going to change everything for where we live now at 29 Col Kitching Drive to change it to 33 Col Kitching Drive going by the Rates Notice. You have no idea how much this would cost us to change everything that we have in our Personnal and Business Accounts etc.etc. I hate to name how many changes would have to be done. We purchased the whole 2 Acres a very long long time ago and it was 25-29 Col Kitching Drive. The rest of the whole Street on our side would have to change all of their Accounts etc. etc. Surely we can remain at our Address as it has been for over 15 years plus. That is the only solution.

--  
Regards

Mark & Julieanne Grunske  
Mud Crabs Direct  
0488 99 84 89

## **BUSINESS PAPERS**

---

**12 GENERAL BUSINESS**

**13 CLOSURE OF MEETING**